

Patent number: ZL 2020 2 1000365.1

Characteristics:

1. Vacuum epoxy encapsulated, 100 °C /6 h high temperature aging, twenty years of life, high dielectrical strength.
2. High quality H18 silicon steel sheet, low temperature, high efficiency.
3. PBT engineering plastic, environmental protection, flame retardant, 120 degrees without deformation.
4. Reasonable structure, easy installation, low noise, strong earthquake, sealed waterproof, moistureproof

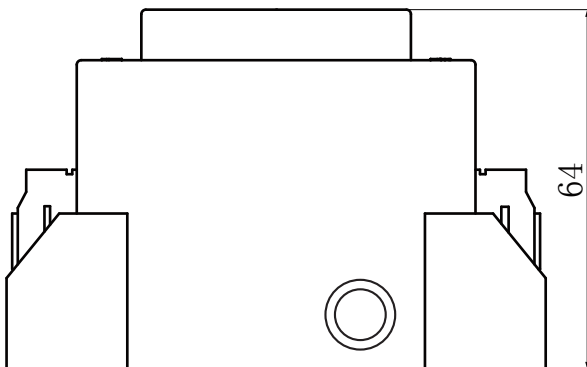
Technical index:

- Mounting type: Sub-plate mount
- Flame resistance : UL94-V0
- Insulation class: B
- Operation temperature: -30 °C ~+40 °C
- Work frequency: 50Hz~60Hz
- Dielectric strength: Pri/Sec 3.75KV 50Hz 1min 5mA

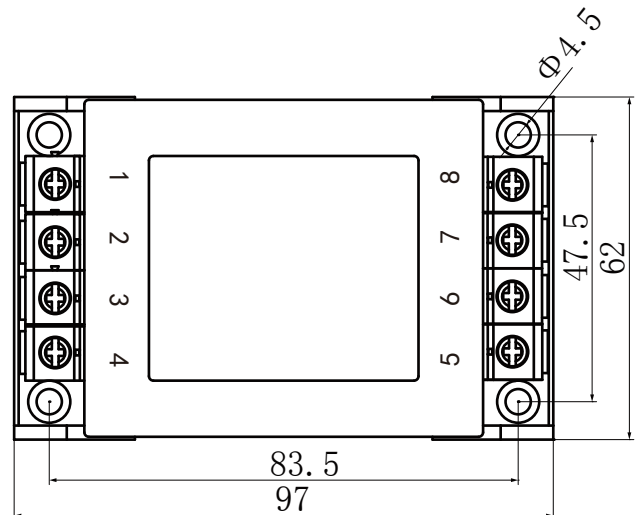
Electrical parameters: The following parameters are typical values. The actual values shall be subject to the actual measurement of the product

Primary voltage	110V	220V	230V	380V	Unit
Primary voltage range	± 10				%
Power	60				VA
Voltage regulation	≤ 12				%
Temperature rising	≤ 40				°C
No load loss	≤ 2.5				W
Weight	1194				g

Dimensions (in mm±0.5)




Front view



Top view

Product picture print for reference only, subject to the actual product



Standard output parameters table:

(Delivery is subject to full-load voltage)

Secondary full-load voltage	Secondary no-load voltage	Secondary full-load current	Fuse
6V	6.7V	10A	10A (250V)
7.5V	8.4V	8A	8A (250V)
9V	10.2V	6.66A	7A (250V)
12V	13.5V	5A	5A (250V)
15V	16.9V	4A	4A (250V)
18V	20.3V	3.33A	4A (250V)
24V	27.1V	2.5A	3A (250V)

Optional types of fuse

0.1A (250V)	0.2A (250V)	0.5A (250V)
1A (250V)	1.5A (250V)	2A (250V)
3A (250V)	3.15A (250V)	4A (250V)
5A (250V)	6A (250V)	6.3A (250V)
7A (250V)	8A (250V)	10A (250V)
12A (250V)	15A (250V)	

Schematic diagram:

