

## Φ 10mm Aperture Split core current transformer



Front view



Opening view



Bottom view

### Characteristic

- Safety lock buckle, easy to install
- Built-in over-voltage protection device (TVS tube)
- Lead type output, length can be customized
- Suspended type

### Product application

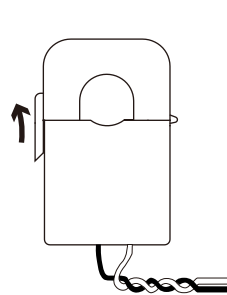
- Portable instrument
- Household metering
- Monitor motor load

### Product advantage

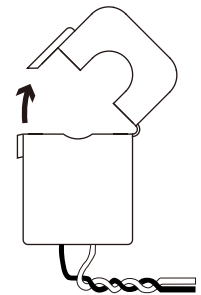
- Small volume, Light weight
- Low cost
- High turns, High precision

### Installation diagram

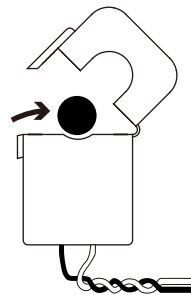
Primary threading method (Firing line)



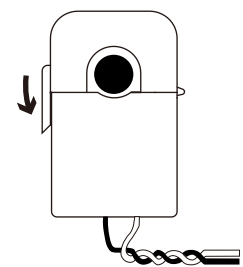
1. Open the buckle



2. Open upward



3. Put in lead wire



4. Fasten the buckle

**Typical technical index:**

- Material of core——Ferrite
- Working voltage——Phase voltage  $\leq 720V$
- Working temperature—— $-25^{\circ}C \sim +60^{\circ}C$
- Storage temperature—— $-30^{\circ}C \sim +90^{\circ}C$
- Frequency range—— $50Hz \sim 1KHz$
- Dielectric strength——Input (bare conductor) /output AC 800V/1min 5mA 50Hz  
Output/Outer shell AC 3.5KV/1min 5mA 50Hz

**Electrical parameters:** ( The following parameters are typical values and actual values will be subject to product testing )

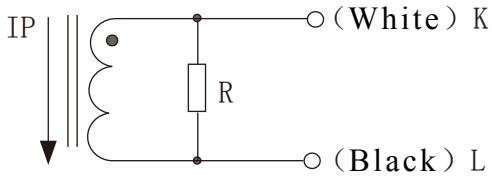
**Max. Input 120A**

Model	Input current	Output	Turns ratio	Load resistance	Accuracy	Linearity	Weight
SCT010	20A	20mA	1: 1000	10 $\Omega$	1%	1%	45g
SCT010	20A	10mA	1: 2000	10 $\Omega$	1%	1%	45g
SCT010	50A	50mA	1: 1000	10 $\Omega$	1%	1%	45g
SCT010	50A	16.6mA	1: 3000	10 $\Omega$	1%	1%	45g
SCT010	60A	20mA	1: 3000	10 $\Omega$	1%	1%	45g
SCT010	80A	80mA	1: 1000	10 $\Omega$	1%	1%	45g
SCT010	80A	40mA	1: 2000	10 $\Omega$	1%	1%	45g
SCT010	80A	26.6mA	1: 3000	10 $\Omega$	1%	1%	45g

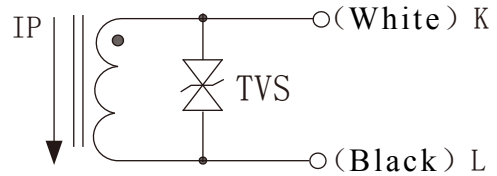
Model	Input current	Output	Turns ratio	Load resistance	Accuracy	Linearity	Weight
SCT010	10A	0.333V	-	built-in	1%	1%	45g
SCT010	20A	0.333V	-	built-in	1%	1%	45g
SCT010	30A	0.333V	-	built-in	1%	1%	45g
SCT010	50A	0.333V	-	built-in	1%	1%	45g
SCT010	60A	0.333V	-	built-in	1%	1%	45g
SCT010	80A	0.333V	-	built-in	1%	1%	45g

**\*Can be customized parameters/lead length/lead specifications according to user requirements.**

**Wiring schematic diagram:**



Built-in sampling resistance  
 Voltage output type  
 Secondary doesn't allow short circuit

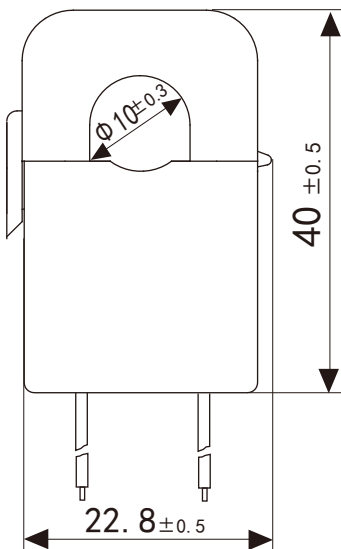


TVS: Transient voltage suppressor  
 Current output type  
 Secondary doesn't allow open circuit

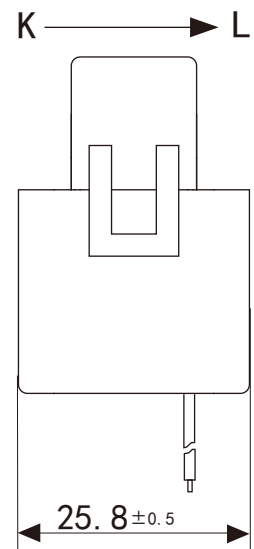
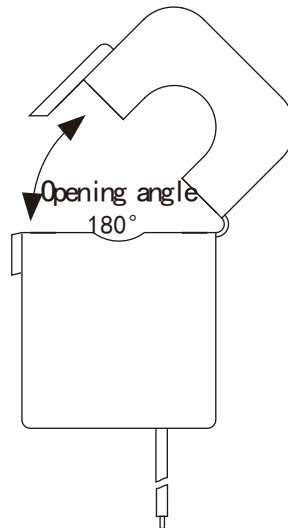
**Cable ( AWG22 ) :**

Specifications of lead wire: 0.3mm<sup>2</sup> Black and white twisted pair  
 The length of lead wire: 50cm  
 color of lead wire: White, Black

**Outline size: (in:mm)**



Front view



Side view