

PTC50 PCB welded toroidal transformers




Characteristics:

Small magnetic flux leakage, low noise, high efficiency, low no-load current, PCB welded toroidal, suitable for advanced audio, medical equipment, military engineering, precision instruments, using imported high quality ring core.

Technical index:

- Mounting type: PCB
- Flame resistance: UL94-V0
- Insulation grade: B
- Operating temperature: $-30^{\circ}\text{C} \sim +40^{\circ}\text{C}$
- Frequency range: 50Hz-60Hz
- Dielectric strength: Pri/Sec 4KV 50Hz 1min 5mA
Pri/Sec 500V 50Hz 1min 5mA



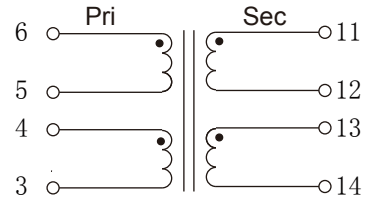
Standard output parameter table : (factory full load voltage shall prevail)

Secondary voltage	Secondary no load voltage	Secondary full load current
7V × 2	8.1V × 2	3.5A × 2
9V × 2	10.4V × 2	2.78A × 2
12V × 2	13.8V × 2	2.08A × 2
15V × 2	17.3V × 2	1.67A × 2
18V × 2	20.7V × 2	1.4A × 2
22V × 2	25.4V × 2	1.1A × 2

Electrical parameters: (The following parameters are typical values and actual values will be subject to product testing)

Primary voltage	Double110	Double115	Unit
Primary voltage range	± 10		%
Power	50		VA
Voltage regulation	≤ 14		%
Temperature rising	≤ 40		°C
No load loss	< 1		W
weight	820		g

Schematic diagram:

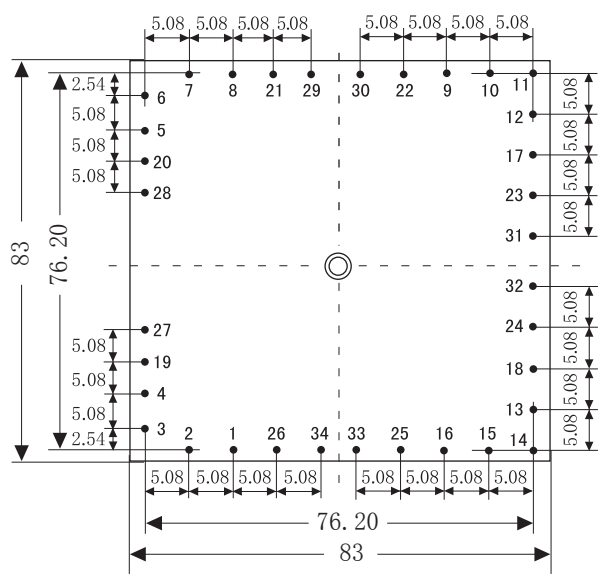


Input/output shorting method

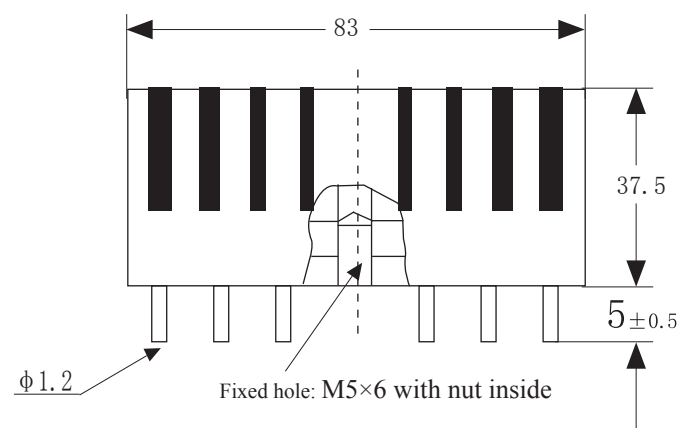
- Series connection:**
4-5 short circuit/3-6 input
12-13 short circuit/11-14 output
- Parallel connection:**
3-5 short circuit.4-6 short circuit
3-4input or 5-6 input
11-13 short circuit.12-14 short circuit
11-12 output or 13-14 output

There is no needle in the other feet

Dimension(mm±0.5):



Bottom view



Front view