

PTC35 welded toroidal transformers



Characteristics:

Small leakage, Low noise, High efficiency, Low no load current, PCB mounting, Used for supper acoustics, Medical equipment, Military engineering, Precision instrument, using the imported high quality toroidal core Primary working

Technical index:

Mounting type: PCB


Flame resistance: UL94-V0

Insulation class: B grade

Work temperature: $-30^{\circ}\text{C} \sim +60^{\circ}\text{C}$

Frequency range: 50Hz~60Hz

Dielectric strength: PRI/SEC: 4KV 50Hz 1min 5mA
SEC/SEC 500V 50Hz 1min 5mA



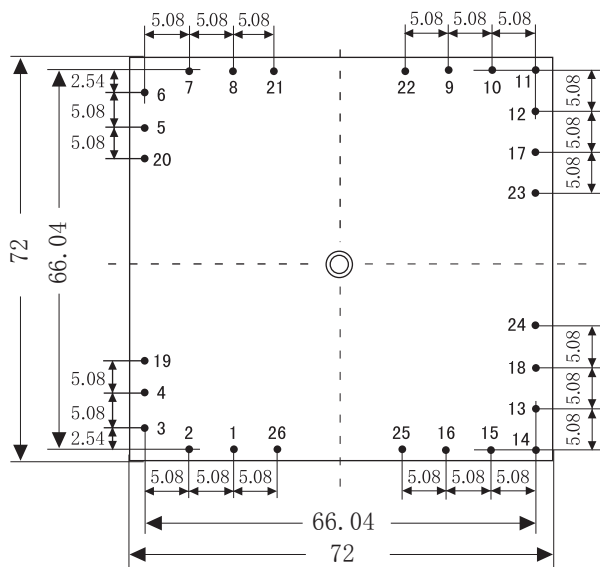
Standard output parameter table :
(factory full load voltage shall prevail)

Secondary voltage	Secondary no load voltage	Secondary full load current
7V × 2	8.1V × 2	2.5A × 2
9V × 2	10.2V × 2	1.94A × 2
12V × 2	13.5V × 2	1.45A × 2
15V × 2	17V × 2	1.16A × 2
18V × 2	20.5V × 2	972mA × 2
22V × 2	24.7V × 2	795mA × 2

Electrical parameters: (The following parameters are typical values and actual values will be subject to product testing)

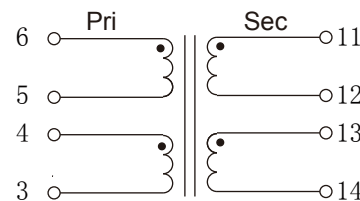
Primary voltage	Double110	Double115	Unit
Primary voltage range	± 10		%
Power	35		VA
Voltage regulation	≤ 14		%
Temperature rising	≤ 35		$^{\circ}\text{C}$
No load loss	< 0.6		W
weight	619		g

Dimension(mm ± 0.5):



Bottom view

Schematic diagram:



Input/output shorting method

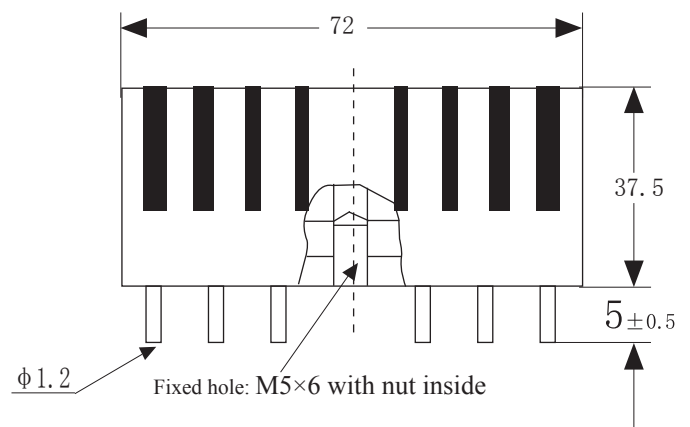
Series connection:

4-5 short circuit/3-6input
12-13 short circuit/11-14 output

Parallel connection:

3-5 short circuit. 4-6 short circuit
3-4 input or 5-6 input
11-13 short circuit. 12-14 short circuit
11-12 output or 13-14 output

There is no needle in the other feet



Front view