

Characteristics:

1. Vacuum epoxy encapsulated, 100 °C/6 h high temperature aging, twenty years of life, high dielectrical strength.
2. High quality H18 silicon steel sheet, low temperature, high efficiency.
3. PBT engineering plastic, environmental protection, flame retardant, 120 degrees without deformation.
4. Reasonable structure, easy installation, low noise, strong earthquake, sealed waterproof, moistureproof.

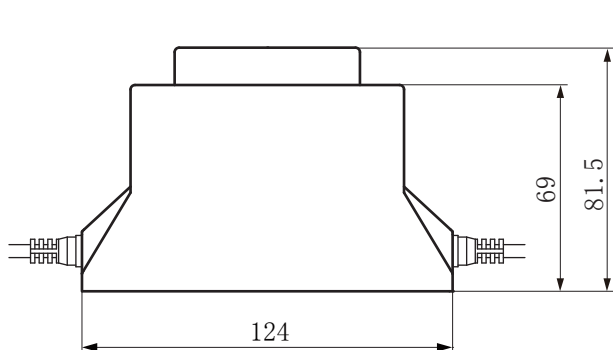
Technical index:

- Mounting type: Sub-plate mount
- Flame resistance: UL94-V0
- Insulation class: B
- Waterproof class: IP66
- Cable length: 85cm±5cm
- Operation temperature: -30 °C ~ +40 °C
- Work frequency: 50Hz~60Hz
- Dielectric strength: Pri/Sec 3.5KV 50Hz 1min 5mA

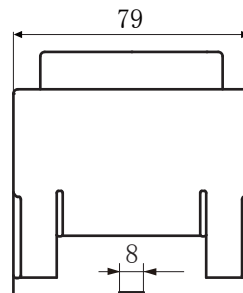
Electrical parameters: The following parameters are typical values. The actual values shall be subject to the actual measurement of the product

Primary voltage	110V	220V	230V	380V	Unit
Primary voltage range	± 10				%
Power	120				VA
Voltage regulation	≤ 8				%
Temperature rise	≤ 40				°C
No-load loss	≤ 3.5				W
Weight	2200				g

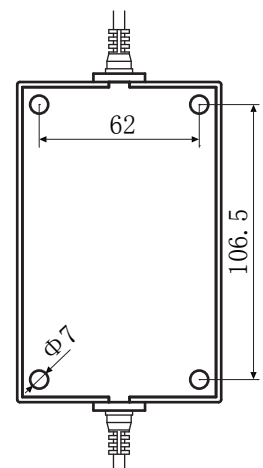
Dimensions (in mm±0.5)



Front view



Side view



Bottom view

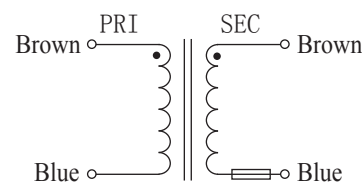
Product picture print for reference only, subject to the actual product



Standard output parameters table:
(Delivery is subject to full-load voltage)

Secondary full-load voltage	Secondary no-load voltage	Secondary full-load current	Fuse
9V	9.72V	13.33A	15A (250V)
12V	12.9V	10A	10A (250V)
15V	16.2V	8A	8A (250V)
18V	19.4V	6.66A	7A (250V)
24V	25.9V	5A	5A (250V)

Schematic diagram:



Optional types of fuse

0.1A (250V)	0.2A (250V)	0.5A (250V)
1A (250V)	1.5A (250V)	2A (250V)
3A (250V)	3.15A (250V)	4A (250V)
5A (250V)	6A (250V)	6.3A (250V)
7A (250V)	8A (250V)	10A (250V)
12A (250V)	15A (250V)	