

## Characteristics:

1. Vacuum epoxy encapsulated, 100 °C/6 h high temperature aging, twenty years of life, high dielectrical strength.
2. High quality H18 silicon steel sheet, low temperature, high efficiency.
3. PBT engineering plastic, environmental protection, flame retardant, 120 degrees without deformation.
4. Reasonable structure, easy installation, low noise, strong earthquake, sealed waterproof, moistureproof.

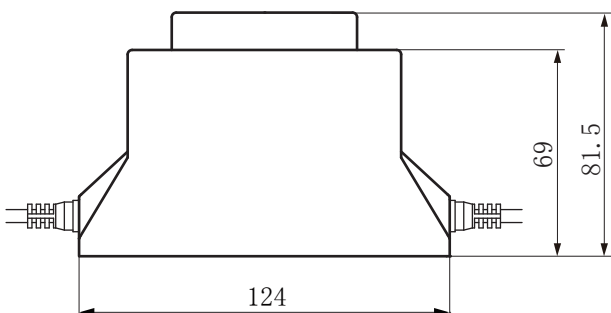
## Technical index:

- Mounting type: Sub-plate mount
- Flame resistance : UL94-V0
- Insulation class: B
- Waterproof class: IP67
- Wire length :85cm±5cm
- Operation temperature: -30 °C ~ +40 °C
- Work frequency: 50Hz~60Hz
- Dielectric strength: Pri/Sec 3.5KV 50Hz 1min 5mA  
Sec/Sec 500V 50Hz 1min 5mA

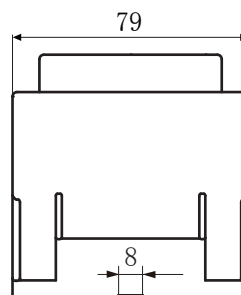
Electrical parameters: The following parameters are typical values. The actual values shall be subject to the actual measurement of the product

| Primary voltage       | 110V  | 220V | 230V | 380V | Unit |
|-----------------------|-------|------|------|------|------|
| Primary voltage range | ± 10  |      |      |      | %    |
| Power                 | 120   |      |      |      | VA   |
| Voltage regulation    | ≤ 8   |      |      |      | %    |
| Temperature rise      | ≤ 40  |      |      |      | °C   |
| No-load loss          | ≤ 3.5 |      |      |      | W    |
| Weight                | 2271  |      |      |      | g    |

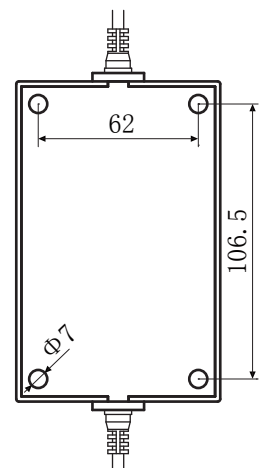
## Dimensions (in mm±0.5)



Front view



Side view



Bottom view

Product picture print for reference only, subject to the actual product



## Standard output parameters table:

(Delivery is subject to full load voltage)

| Secondary output voltage |        | Secondary no-load voltage |        | Secondary full-load current |        |
|--------------------------|--------|---------------------------|--------|-----------------------------|--------|
| Single                   | Double | Single                    | Double | Single                      | Double |
| 9V                       | -      | 9.72V                     | -      | 13.33A                      | -      |
| 12V                      | -      | 12.9V                     | -      | 10A                         | -      |
| 15V                      | -      | 16.2V                     | -      | 8A                          | -      |
| 18V                      | -      | 19.4V                     | -      | 6.66A                       | -      |
| 24V                      | -      | 25.9V                     | -      | 5A                          | -      |

## Schematic diagram:

