

# LN142 common mode choke



## Product features:

It is used for switching power supply, suppressing common mode interference signal.

Product picture : (the printed words are for reference only, subject to the actual product)

## Technical index:

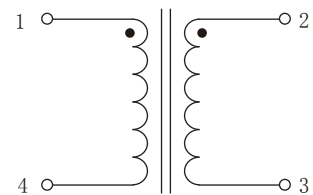
- Installation method: PCB
- Flame resistance: UL94-V0
- Operating temperature:  $-20^{\circ}\text{C} \sim +100^{\circ}\text{C}$
- Storage temperature:  $-20^{\circ}\text{C} \sim +100^{\circ}\text{C}$
- Operating voltage: 250V
- Inrush current: 20 times the rated current (10 ms)
- Dielectric strength: 1.5KV/1min (between two coils)  
4KV/1min (between coil&shell)



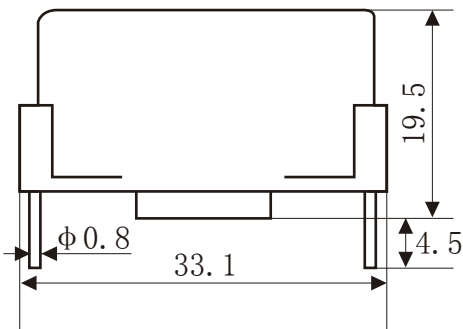
Electrical parameters: ( The following parameters are typical values and actual values will be subject to product testing )

Model	LN142 -0.5	LN142 -1	LN142 -1.4	LN142 -2	LN142 -4	LN142 -6	Unit
Rated current	0.5	1	1.4	2	4	6	A
Inductance	82	33	27	6.8	3.3	1.8	mH
DC resistance	2700	800	500	190	66	20	m $\Omega$
Inductance error	-30% ~ +50%						%
Inductance test conditions	10KHz, 0.3V						
Weight	35.4						g

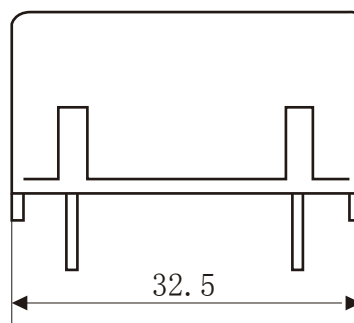
## Schematic diagram:



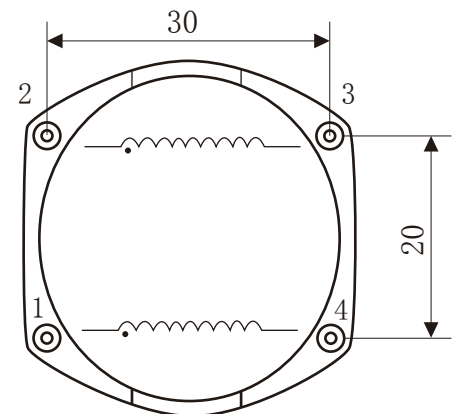
## Dimensions (in mm $\pm 0.5$ ) :



Front view



Side view



Bottom view