

JBK5-192/100-2000L



Characteristics:

JBK5 series machinery control transformer is produced by high permeability material, between silicon steel sheets, bottom plate and silicon steel sheets are welded in a group by argon arc, structure is simple, anti-corrosion alloy material is used in the bottom plate to improve grounding reliability. Crimp terminal using group structure, increases the electrical clearance and creepage distance, and it improves the density of the connection, protection class IP20, can prevent the risk of occasional access to the circuit. The transformer are used for 50-60Hz AC, primary voltage less than 500V, secondary rated voltage less than 400V, it can be used as general electrical control power source of mechanical equipment in various industries, working lighting and signal lamp power source.

Technical index:

- Mounting type: Sub-plate mount
- Flame resistance : UL94-V0
- Insulation class: B
- Operation temperature: -30℃ ~+40℃
- Work frequency: 50Hz~60Hz
- Dielectric strength: Pri/Sec 3.5KV 50Hz 1min 5mA

Product picture print for reference only,
subject to the actual product



Electrical parameters:The following parameters are typical values. The actual values shall be subject to the actual measurement of the product

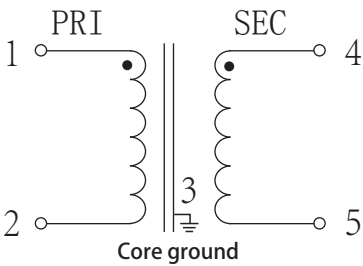
Primary voltage	110V	220V	230V	380V	Unit
Primary voltage range	± 10				%
Power	2000				VA
Voltage regulation	≤ 2				%
Temperature rising	—				℃
No load loss	—				W
Weight	22				Kg

Standard output parameters table:

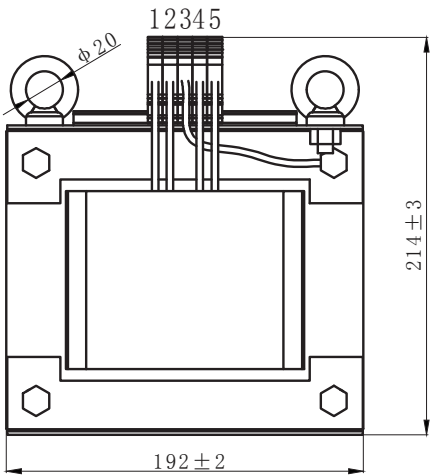
(Delivery is subject to full-load voltage)

Secondary full-load voltage	Secondary no-load voltage	Secondary full-load current
110V	112.2V	18.18A
220V	224.5V	9.09A
230V	234.7V	8.7A
380V	387.8V	5.26A

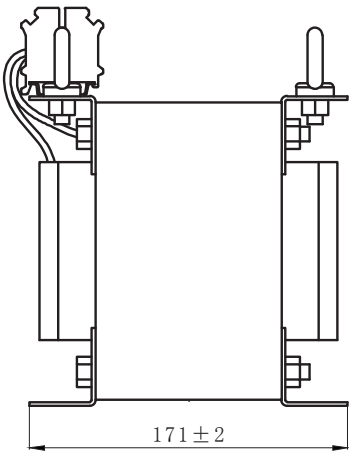
Schematic diagram :



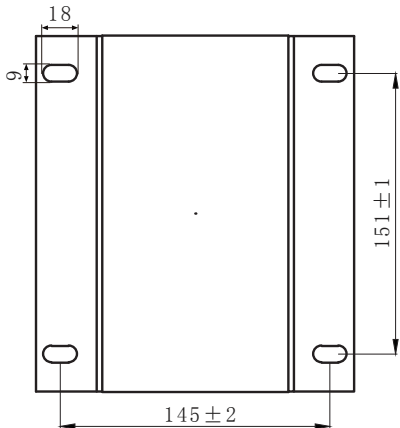
Dimensions (in mm±0.5)



Front view



Side view



Bottom view