

Hall closed loop variable range current sensor




Model: HTS25

Closed loop, busbar built-in, PCB welding type;
Change the connection mode of a bus variable three range.

Technical Index:

- Flame resistance: UL94-V0
- Working temperature: $-25 \sim +70^{\circ}\text{C}$
- Storage temperature: $-25 \sim +70^{\circ}\text{C}$
- Band width: DC \sim 150kHz
- Dielectric strength: 3KV 50Hz 1min

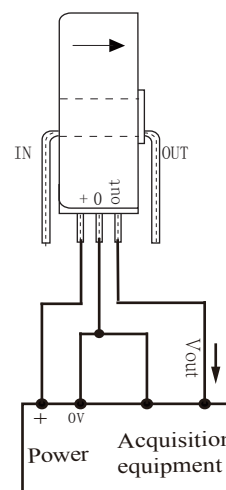


Electrical parameters:

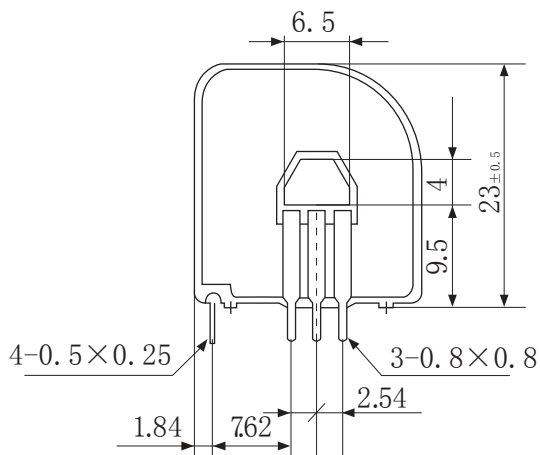
I_{PN}	Rated input	± 25	A
I_{PM}	Input measured range	± 37.5	A
V_{OUT}	Rated output	2.5 ± 0.625	V
X	Accuracy	1	%
ϵ_L	Linearity	0.1	%
V_C	Supply voltage($\pm 5\%$)	+5	V
I_C	Current consumption	≤ 20	mA + I _s
R_L	Load impedance	$\geq 10K$	Ω
V_{OE}	Zero offset TA=25 $^{\circ}\text{C}$	$\leq \pm 15$	mV
T_R	Response time	≤ 0.5	μs
N.W	Weight	10	g

Primary turns	Rated input (A)	Rated output (V)	connection way of primary pins
1	± 25	2.5 ± 0.625	
2	± 12	2.5 ± 0.6	
3	± 8	2.5 ± 0.6	

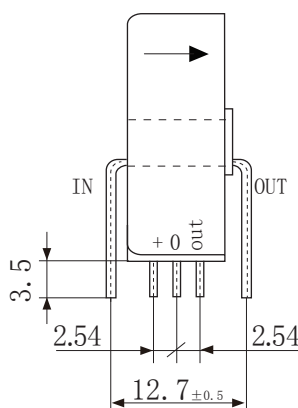
Connection diagram:



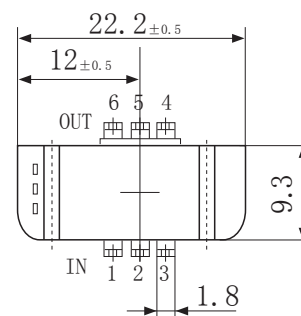
Dimensions (in mm) :



Front view



Side view



Bottom view