

# HAS25



Detect DC, AC and pulse current, high insulation between primary side and the vice side circuit.

### Product application

- Metallurgy
- Welding machine
- Robot
- Inverter power
- Inverter speed controller
- UPS uninterruptible power supply

### Product features

- Light weight
- Low power consumption
- Fast response time
- Small size and beautiful appearance
- PCB installation and easy to use

Product picture printing is for reference only, subject to the actual product



Electrical parameters: the following parameters are typical values, the actual values shall be subject to the actual measurement of the product

Rated input	±0.25A	±0.5A	±1A	±1.5A	±2A	±3A	±5A
Input measurement range	±0.3A	±0.6A	±1.2A	±1.8A	±2.4A	±3.6A	±6A
Rated supply voltage	+5V						
Rated output	2.5V±0.625V						
Accuracy	1%						
Linearity	0.2%						
Current consumption	≤40mA						
Load impedance	≥10KΩ						
Zero offset voltage	≤±15mV						
Response time	-						
Weight	23g						
Operation temperature	-25℃~+70℃						
Storage temperature	-25℃~+70℃						
Band width	-						
Dielectric strength	2.5KV 50Hz 1min						

Calculation formula:  $2.5V \pm 0.625V$

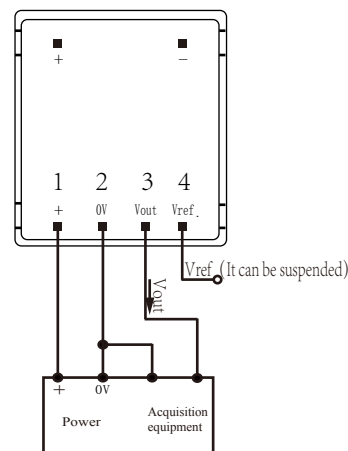
Forward direction:  $2.5 + (I/I_{PN}) * 0.625$

Reverse direction:  $2.5 - (I/I_{PN}) * 0.625$


I: Actual measured current

I<sub>PN</sub>: Rated input

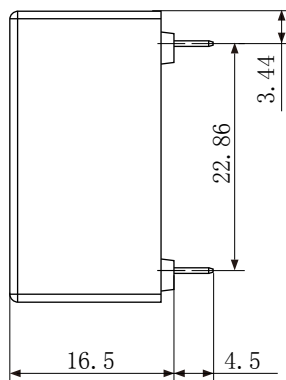
### Wiring diagram:



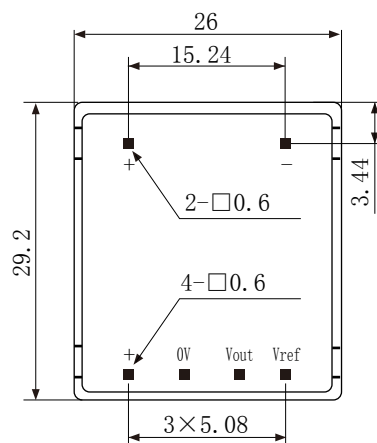
### Dimensions (in mm±0.5) :



Front view



Side view



Bottom view