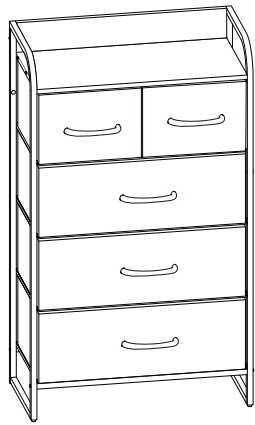




Enjoy your Drawer Chest


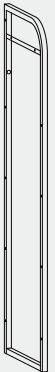
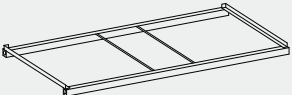
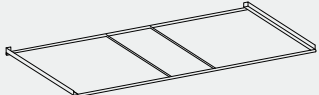

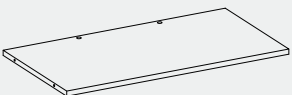








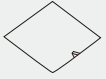
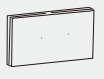
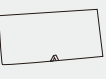


cubicubi

Important:



1. Before you begin: Lay out all parts on a clean surface to check if the tags and numbers are correct.
2. When assembling the drawer, make drawer bottom handle and the drawer wooden handle remain parallel.
3. Please note some accessories are unmarked, and you can match the number according to the shape.
4. We highly recommend you to watch the installation guide video on our Amazon product page when you begin to assemble the Drawer Chest.

Parts List

A  x1	B  x1	C  x1	D  x3	1  M6X30 x4
		P₁  x1	P₂  x1	2  φ5X50 x4
				3  φ5X30 x4
				7  x2
				8  x2
				9  x4
				10  x1
Drawer Parts List				
D1  x2	D2  x2	D3  x3	D4  x3	D5  x10
				D6  x5

Thank you for choosing our product.

We are happy to invite you to share your purchase experience if our products satisfy you.

Feel free to contact us on Amazon or service@icubicubi.com in case of any problem regarding assembling or the product itself.

Your satisfaction is our highest pursuit.

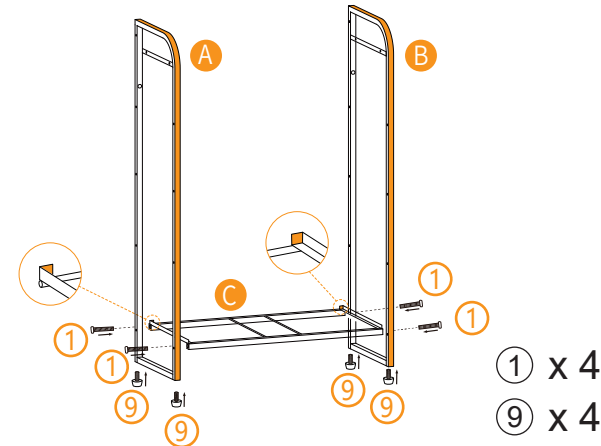
Cubicubi



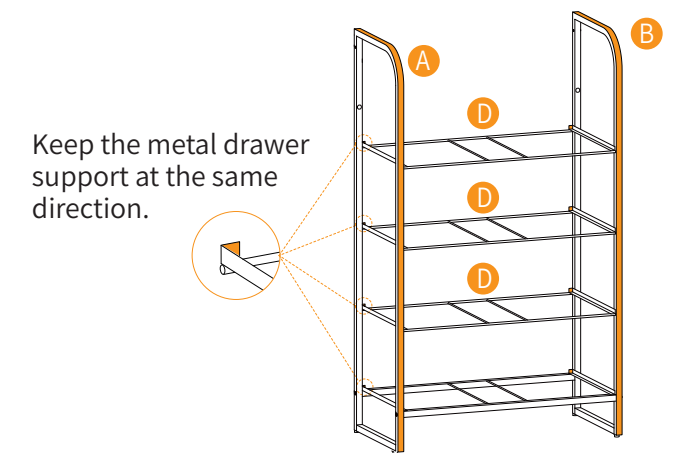
service@icubicubi.com

Assembly Instruction

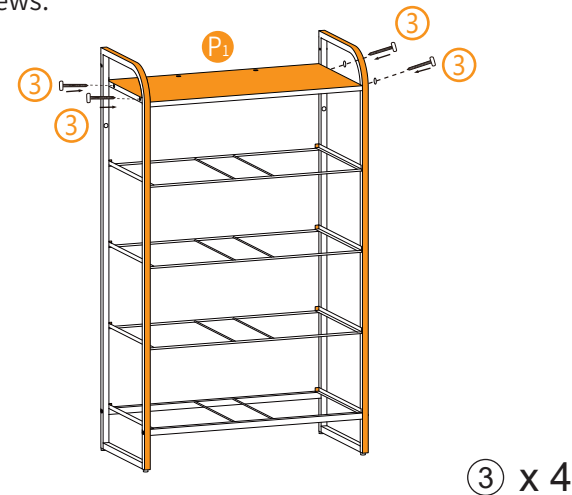
- 1** Secure the frame **C** between the frame **A** and **B** with **1** screw. (Do not tighten the screws during installation)



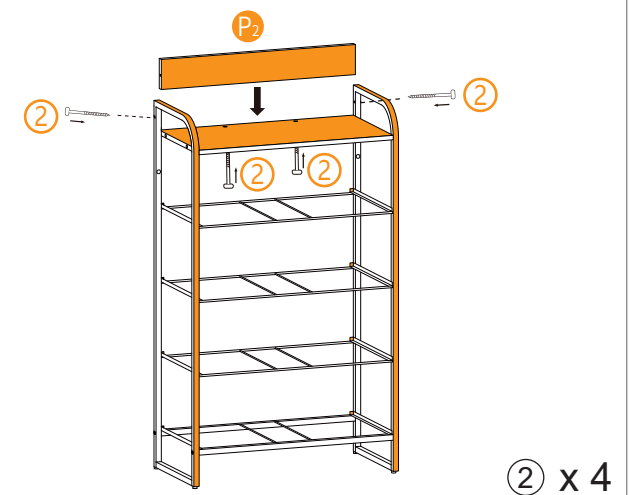
- 2** Insert 2 frames **D** into the frame **A** and **B** in sequence



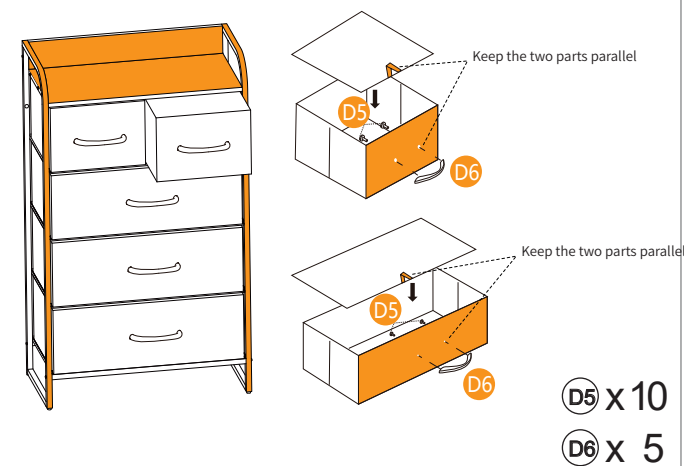
- 3** Secure the wood top **P₁** to the entire frame with **3** screws.



- 4** Secure the backboard **P₂** with **2** screw.



- 5** Install the thandle **D6** on the drawer with **D5** screw.



- 6** If you need to fix the dresser drawer on the wall, please use a power drill to make holes in the wall, inset **8** expansion screws, and fix the dresser with **7** screw.

