



# Fosi Audio



———— Fosi Audio PH04 User Manual ————

## Product specifications

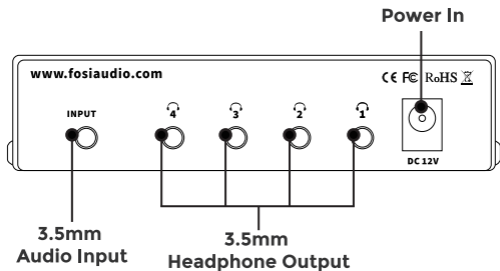
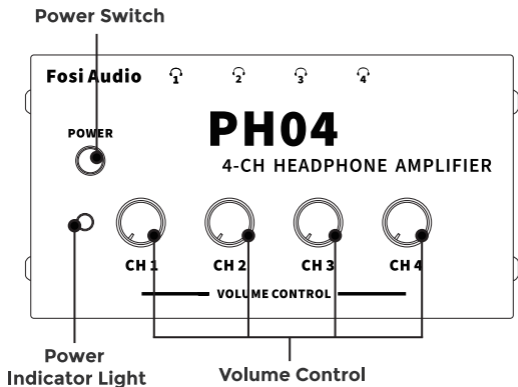
The PH04 is an ultra-compact 4-channel headphone amplifier and 1 to 4 audio splitter, designed for all types of headphones and offering maximum applicability which comes with four 3.5mm 1/8" outputs and one 3.5mm 1/8" input and four volume knobs to control the volume separately, the integrated 5\* JRC4580 op-amp chips leave no audio detail untouched and ultra-low noise to ensure the excellent audio performance.

Input Type:	1/8" headphone, stereo
Input Impedance:	100 k $\Omega$
Max. Input Level:	+15dB
Output Type:	1/8" headphone, stereo
Output Impedance:	80 $\Omega$
Max. Output Level:	40mW in 100 $\Omega$
Power Supply:	12V
Dimensions (H * W * D):	103 x 57 x 43MM (4.06 x 2.24 x 1.69") includes knobs
Net Weight:	175g
Applicable Headphones:	15-150ohm

## Package contents

Fosi Audio PH04 \*1  
12V Power Adapter \*1  
User Manual \*1

# Product overview & control functions

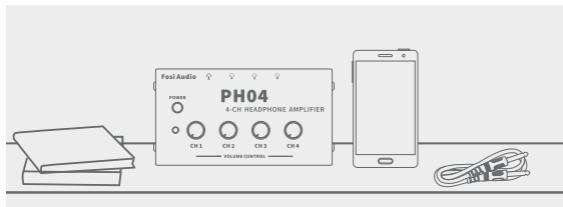




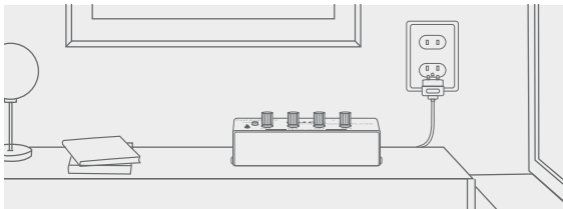
**Fosi Audio**

- **Power Supply:** connect the 12V power adapter with your PH04 and then press the power switch to turn it on. (**Note:** before connecting the power supply, please turn down the volume control to zero to avoid your hearing or your headphone from damage.)
- **Power Indicator Light:** press the power switch to turn on/off the PH04. (**Note:** when the power supply is correctly connected and the switch is pressed, the power indicator light stays on red.)
- **Output and Input:** connect up to 4 headphones directly to the 4 outputs of PH04 which are all 1/8" output ports. (**Note:** there is no need for an additional 1/4" to 1/8" cable to connect headphones and earphones) Connect the signal source to the 1/8" input port.
- **Volume Control:** adjust the volume separately with four separate volume knob. (**Note:** Please ensure that the volume is turned down to 0(all the way to the left) before turning on to avoid your headphones and hearing from damage due to too high volume.)

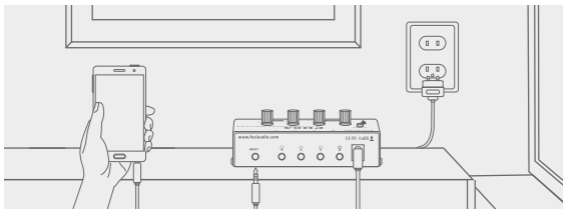
## Quick setup



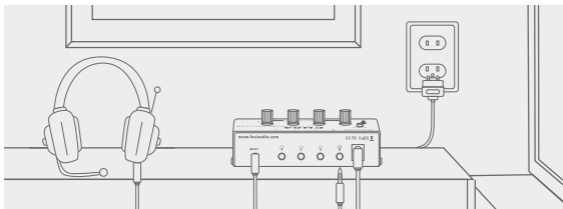
**Step 1: Prepare a PH04; a phone; a 1/8" male to 1/8" male audio cable; a pair of headphones.**




**Step 2: Connect the PH04 to the power adapter and switch it on; the indicator light stays on red.**



**Step 3: Connect the phone's audio output and the PH04's audio input via a 1/8" to 1/8" audio cable.**



**Step 4: Connect headphones to the audio output.**



**Step 5: The phone plays audio and you will get the listening enjoyment.**

## Troubleshooting/QA

### **Q: I can't get 4 inputs to 1 output?**

**A:** The device is designed for 1 input and 4 outputs, and do not support multiple device audio inputs.

### **Q: I can't get mic sound input?**

**A:** The PH04 does not have a chip that can parse mic sound and does not support mic input.

### **Q: Get a pop sound when using the power switch?**

**A:** A short pop when the power is switched, so please remove the audio equipment in advance.

### **Q: No sound output on one side?**

**A:** Please check all 4 outputs audio, if all outputs are on one side, please make sure the input device and 1/8" male plug is not a mono input.

If only 1 output interface is faulty, please contact after-sales for replacement.

### **Q: How do I power this device?**

**A:** Please use the supplied 12V power adapter to power the device, if you are using the car/battery power, please make sure the device power does not exceed 15V.

## Warranty Information

All Fosi Audio products have an 18-month limited warranty on parts and labor from the date of purchase. Please contact us if you have any problems.

## About Fosi Audio

Fosi Audio designs and builds innovative audio products with all your music in mind. Great sound, simple but elegant designs, high-quality materials, and truly useful features are what Fosi Audio is about. We sincerely hope you get as much enjoyment from our products as we've had to create them!

Our website: [www.fosiaudio.com](http://www.fosiaudio.com)

Amazon store: [www.amazon.com/fosiaudio](http://www.amazon.com/fosiaudio)

Our Youtube channel: Fosi Audio

Our Facebook page: Fosi Audio

WhatsApp: +86 17722625601

After-sale Service and Technical Support Email:

[customer@fosiaudioshop.com](mailto:customer@fosiaudioshop.com)

[fosiaudio@hotmail.com](mailto:fosiaudio@hotmail.com)

