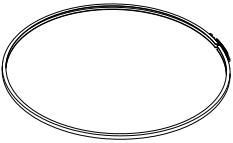
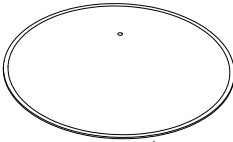
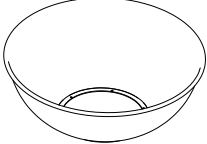





LED UFO High Bay PC Cover

INSTALLATION INSTRUCTIONS

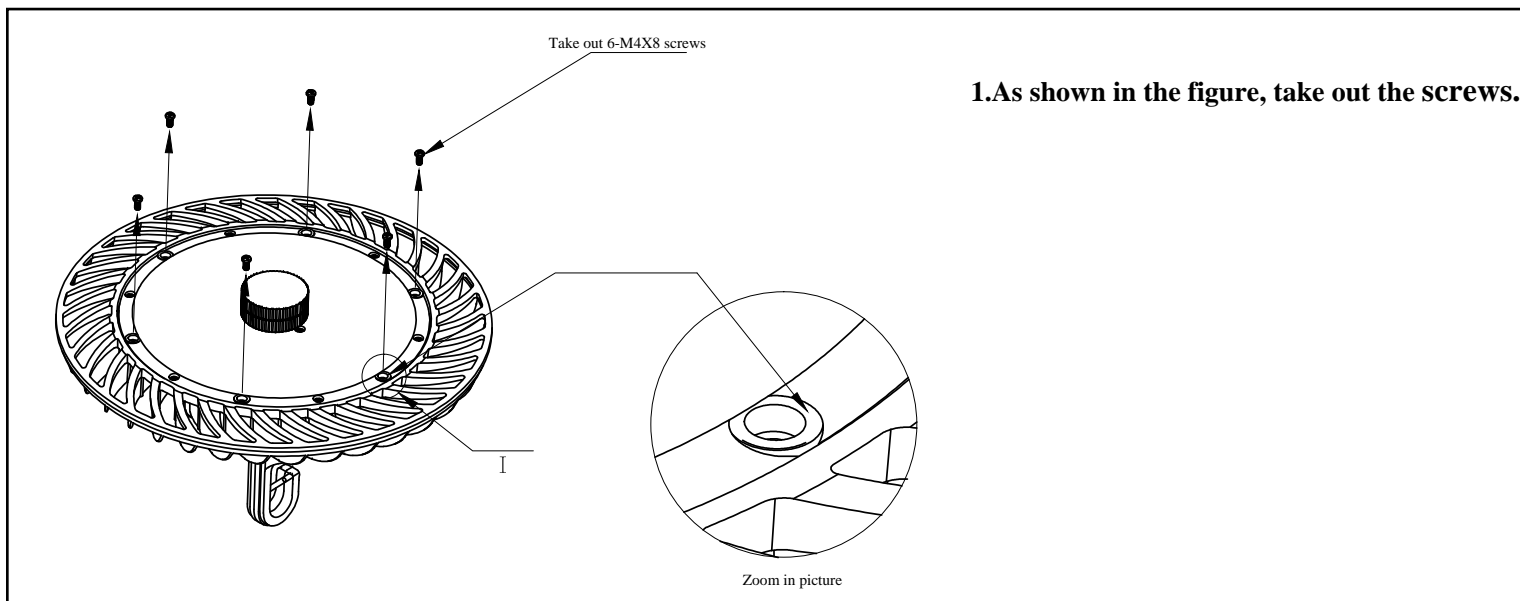
HARDWARE CONTENTS

Note: Hardware shown actual size.

PARTS	DESCRIPTION	PICTURE	QUANTITY
AA	Metal Steel Rings		Qty. 1
BB	Upper Cover		Qty. 1
CC	Lower Cover		Qty. 1
DD	Spring		Qty. 1
FF	Machine Screw M4*16		Qty. 6

PARTS	DESCRIPTION	PICTURE	QUANTITY
EE	Pliers		Pliers are not included in the accessories and need to be prepared by yourself.

Installation Instruction



LED UFO High Bay PC Cover

INSTALLATION INSTRUCTIONS

