

G11 USB MICROPHONE



Patent#ZL201830070383.9

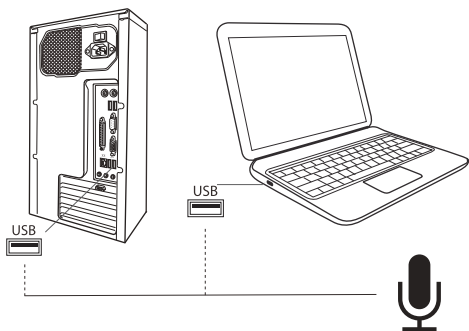


RoHS
Made in China



Product Features:

1. Unique patented product, private mold.
2. New arrival, simple but fashion delicate design.
3. High quality dual-condenser mic capsule, omnidirectional, picks up sound from all directions.
4. Simple integrated shielded braided cable, with USB plug gold plated, antioxidant, good tensility and anti folding.
5. Built in filter sponge, eliminate noises.
6. Support mute, control by touching, with LED indicator.
7. Plug and play, easy operation.




Mute by Touch



▷ Light on work

▷ Light off when muted



WINDOWS 7/8/10 INSTALLATION FOR USB MIC

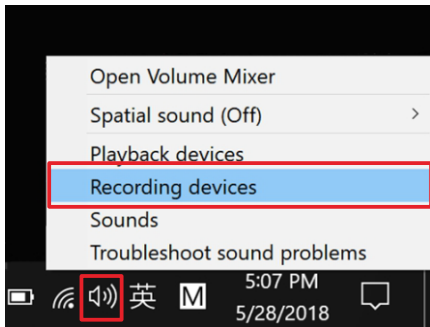
Step 1: Plug the USB port of the microphone directly into your laptop or desktop computer.

Step 2: Right-click the Audio Manager icon on the lower right of the desktop, then click the recording devices.



Step 3: You can see the microphone is set up and is on default, double click on microphone, then you can find Microphone properties.

Step 4: Come to Listen, check listen to this device, then click the OK button (If you need to monitor when recording, click OK to save the settings).

Step 5: Now, click on OK to save the settings.



Select a recording device below to modify its settings:

-  Microphone
USB PnP Sound Device
-  Microphone
Realtek High Definition Audio
Ready

Microphone Properties X

You can listen to a portable music player or other device through this Mic jack. If you connect a microphone, you may hear feedback.



Listen to this device

Playback through this device:

Default Playback Device

Power Management

- Continue running when on battery power
- Disable automatically to save power

OK

Cancel

Apply

Mac OS FOR USB MICROPHONE

Step 1: Click the desktop menu, then click **system preferences ...**

Step 2: Find sound button and click it.

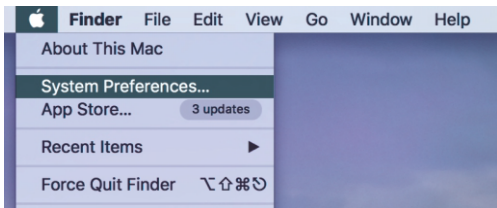
Step 3: Choose input you will find internal Microphone, turn off the input volume.

Step 4: Choose USB MIC **USB PnP Sound Device** Sound Device, adjust input volume. (General adjustment in the middle).

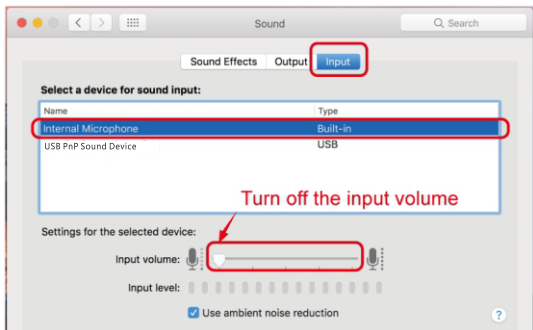
Step 5 : Test the microphone sound: search the built-in software: Quick Time Player.

Step 6 : Right click and select 'NEW Audio Recording'

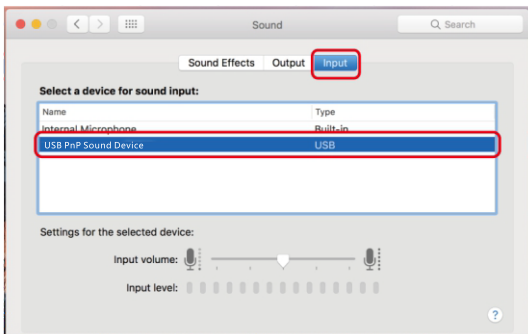
Step 7: After selecting the external USB microphone, click the recording button and you can record it.




Step 3



Step 4





Introduction

Thank you for purchasing this condenser microphone, please read this user manual carefully.

Tips

The product contains a built-in driver, so you can just connect it with usb port directly without extra driver.

Specification

Polar Pattern	Omni-directional
Sensitivity	-38dB±3dB
Impedance	≤2.2KΩ
Cable Length	1.5m
Frequency Response	50Hz-16KHz

Introduction

Merci d'avoir acheté ce microphone à condensateur, veuillez lire attentivement cette notice d'utilisation.

Cette notice d'utilisation

Le produit comprend un driver intégré de sorte que vous pouvez le connecter directement à l'usb sans avoir besoin d'un driver supplémentaire.

Spécification

Polar Pattern	Omni-directional
Sensibilité	-38dB±3dB
L'impédance	≤2.2KΩ
La longueur de la ligne	environ 1.5
Gamme de fréquence	50Hz-16KHz

Einführung

Vielen Dank für den Kauf dieses Kondensatormikrofons, Bitte lesen Sie diese Bedienungsanleitung sorgfältig durch.

Tipps

Das Produkt enthält ein eingebautes Laufwerk, so können Sie einfach mit usb direkt ohne extra fahrzeug verbinden.

Spezifikationen

Polarmuster	Omni-directional
Empfindlichkeit	-38dB±3dB
Impedanz	≤2.2KΩ
Kabellänge	environ 1.5m
Frequenzbereich	50Hz-16KHz

Introduzione

Grazie per aver acquistato questo microfono a condensatore, leggere attentamente questo manuale d'uso.

Suggerimenti

Il prodotto contiene un drive incorporato, in modo da poterlibasta collegarsi direttamente con il usb senza unità aggiuntive.

Specificazioni

Modello Polare	Omni-directional
Sensibilita	-38dB \pm 3dB
Impedenza	\leq 2.2K Ω
Lunghezza di	circa 1.5m
Risposta frequente	50Hz-16KHz

Introducción

Gracias por comprar este micrófono de condensador, lea detenidamente este manual de usuario.

Consejos

El producto contiene una unidad incorporada, sólo conecte con usb directamente sin unidad extra.

Especificaciones

Patrón polar	Omni-directional
Sensibilidad	-38dB±3dB
Impedancia	≤2.2KΩ
Longitud del cable	approx. 1.5m
Respuesta de frecuencia	50Hz-16KHz

初めに

この度は、このマイクをお買い上げいただき、誠にありがとうございます。
ご使用前にこの取扱説明書をよく読み、製品を安全にご使ってください。

ヒント

製品には内蔵ドライブが含まれているため、
余分なドライブなしで直接usbに接続するだけです。

【仕様】

指向性	全指向
感 度	-38dB±3dB
インピーダンス	≤2.2KΩ
ケーブル長	1.5m
周波数特性	50Hz-16KHz