

# The ONE

Smart Piano

**APP Manual Content**

03	Overview	09	My Account
03	Install APP	10	History
03	Homepage	10	My Favorites
04	Sheet Music	11	Purchased
06	Crash Course	11	My Recordings
07	Videos	12	Sound Settings
08	Games	13	Sound Settings
		14	About The ONE
		14	Feedback
		15	Contact us

## Overview



Smart Piano

The ONE Smart Piano - it's fun and easy, anyone can start playing your first piano piece in minutes! Thousands of free sheet music, well-designed crash course, top quality video lessons or even piano games, just play at your own pace in your preferred way, whenever and wherever you want!

## Install APP

Search and install "The ONE Smart Piano" on App Store or Google Play.



iOS 10.0 +  
iPad 2/4, New Pad, iPad mini1/2/3/4, iPad Air1/2,  
iPad Pro  
iPhone 5s/6/6 plus/6s/6s plus/7/7 plus/8/X/XS/XR



Android 5.0 + with USB Host/OTG



## Homepage

When the APP is launched, the users are presented with four main features:



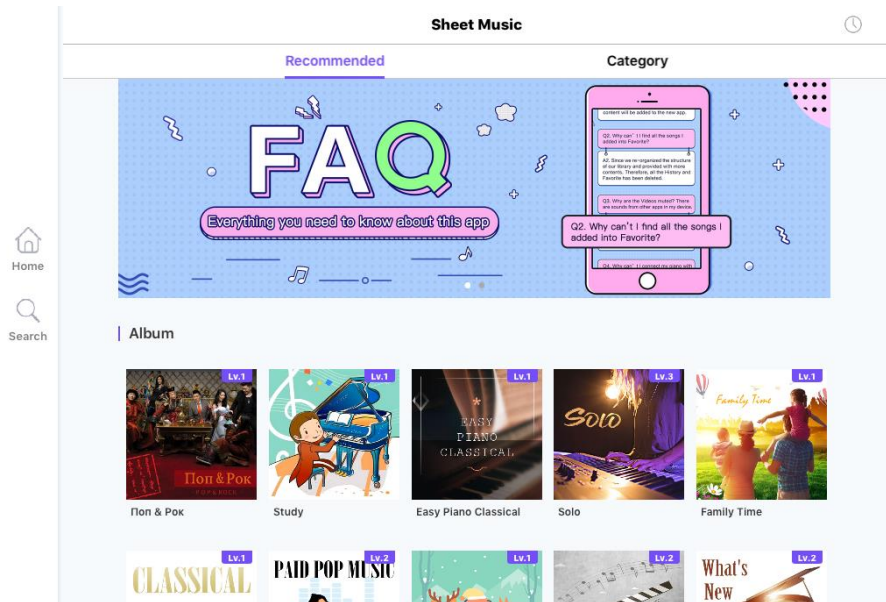
# Sheet Music

Choose from thousands of sheet music to learn, from classical to pop, jazz & blues, and much more. Use “auto-play” to learn the melody, or “A-B repeat” to focus and practice, and users can also record and share to Facebook anytime.

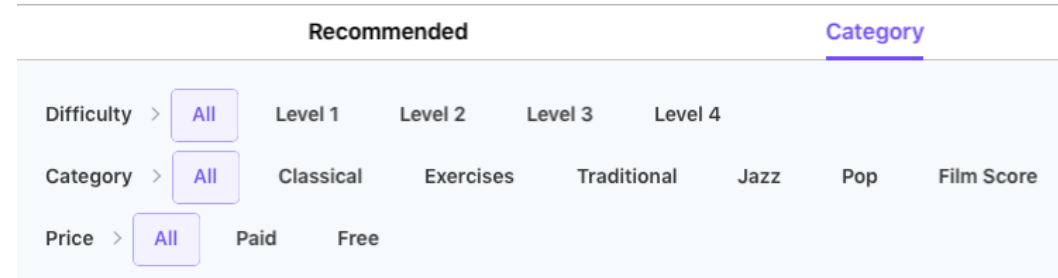
Click the **Sheet Music** button:



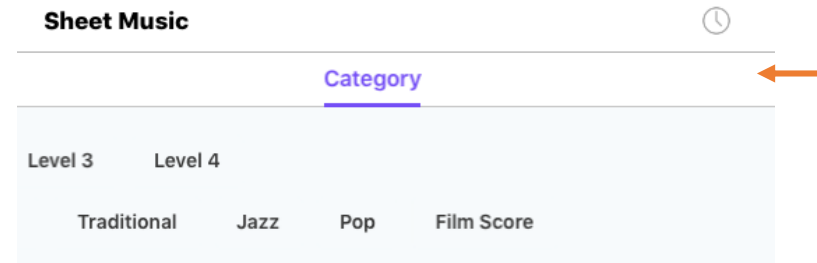
## Sheet Music Homepage




Users can choose difficulty from level 1 to level 4.  
Music from different categories: Classical, Exercises, Traditional, Jazz, Pop, Film Score.  
Differen price type from paid to free.



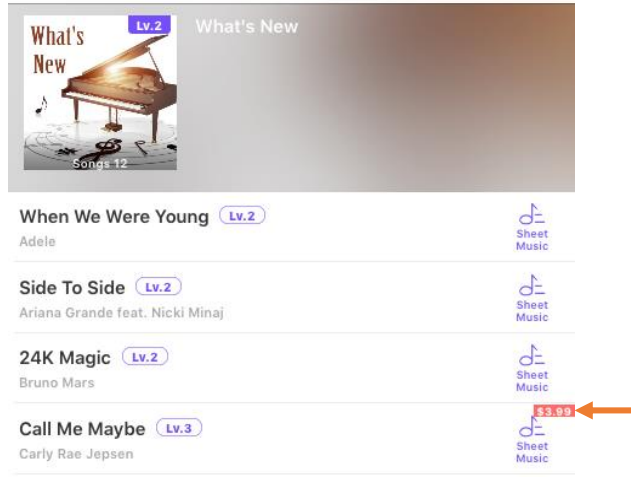
The top corner icon reveals the history list. It shows the practice histories in chronological order.



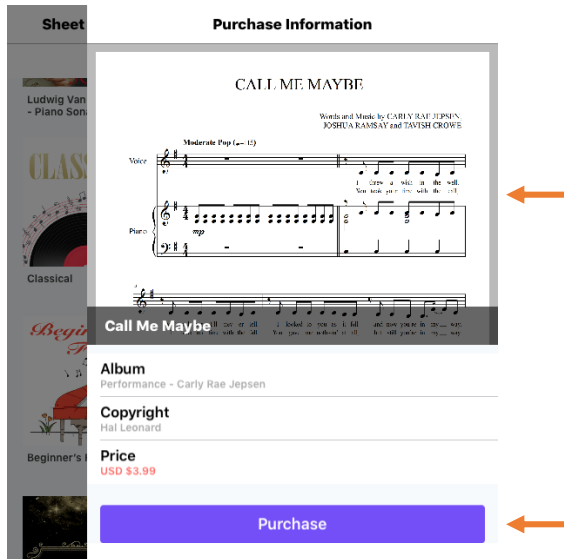
The left side icon reveals the search function. It allows users to type and search the music that they want to practice.



Some of the music in the app are free, some of them may cost between 99 cents and \$3.99. This amount shows that this song requires \$3.99 to purchase.

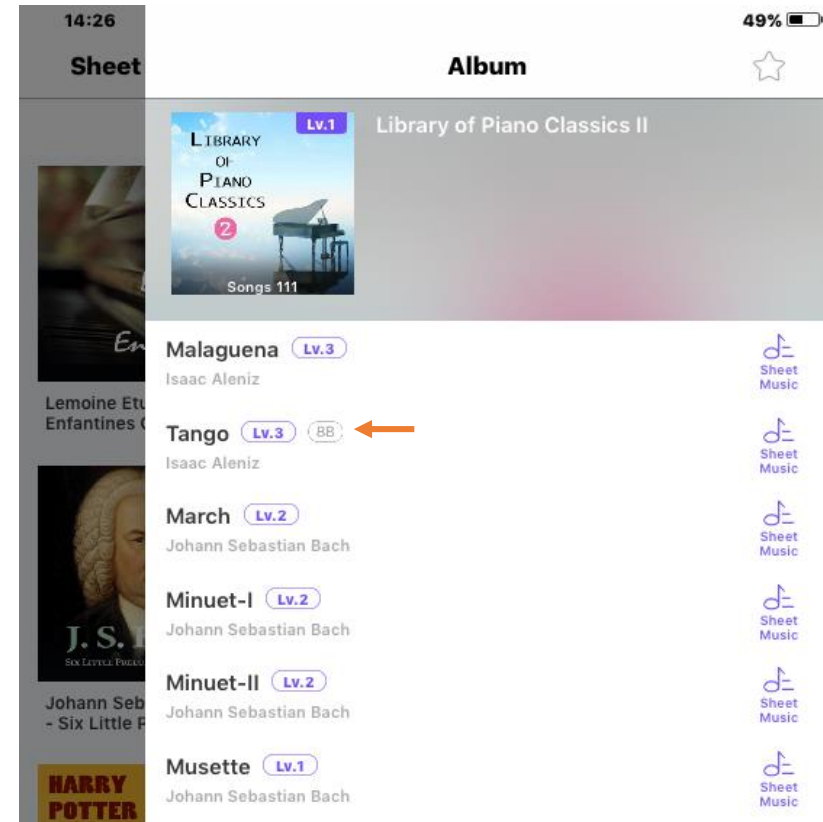


Upon clicking the amount icon, song purchasing page will be played. Sheet music can be previewed before purchasing (click staff page to preview on the top ). And users can click **Purchase** button to order the sheet music.



88 icon shows that this music is suggested to be played on 88 keys The ONE piano.

The music without 88 icon means that this music requires at least 61 keys to practice.



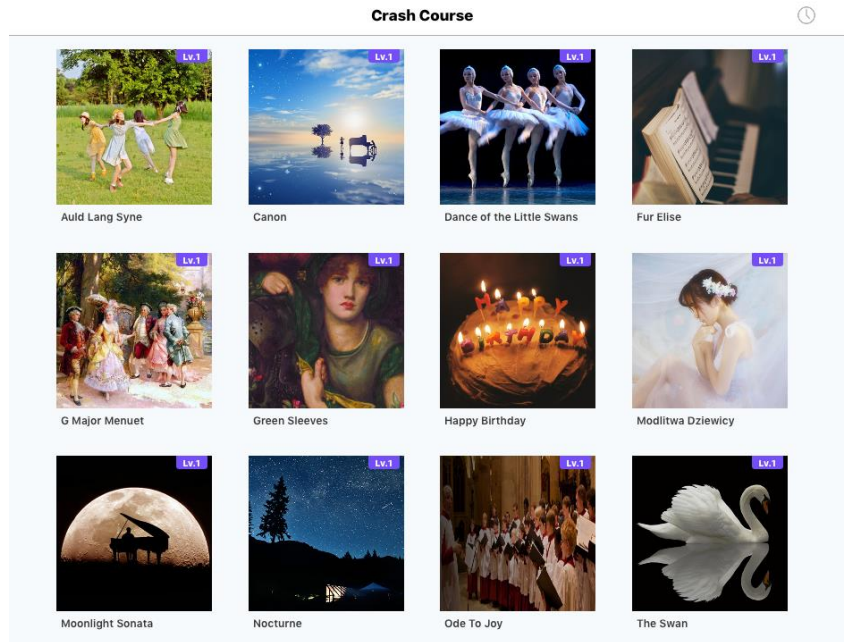
# Crash Course

This is the fast track for beginner to learn a song in a few hours. Just follow the well-designed learning steps with hand gesture videos and section exercise, users can learn to play "Happy Birthday" in 2 hours, "Fur Elise" in 1 day and much more.

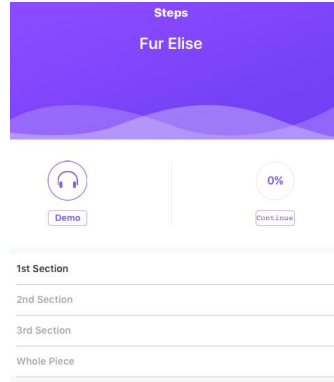
Click the **Crash Course** button:



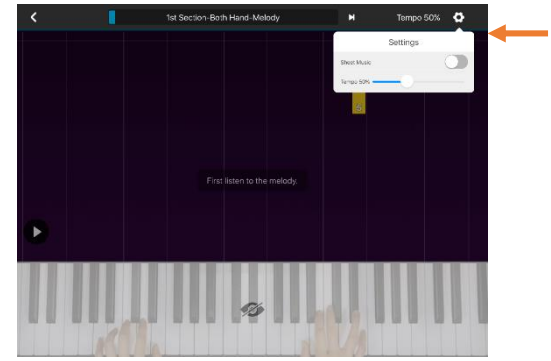
## Crash Course Homepage.



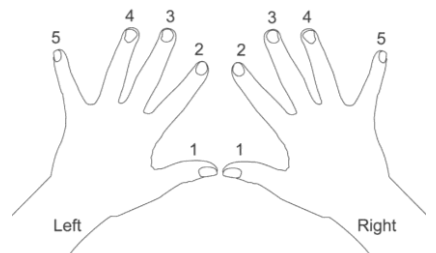
For example, Click **Für Elise** to enter the designed Crash Course. **Für Elise** Crash Course is divided into four sections.



Users can look at the virtual keyboard guidance for hints and hit the following bars with the correct fingers. The top right corner icon is the setting. Users can adjust the tempo as well as switch to sheet music mode.



NOTE: Numbers in the falling bars represent the hand sequences.



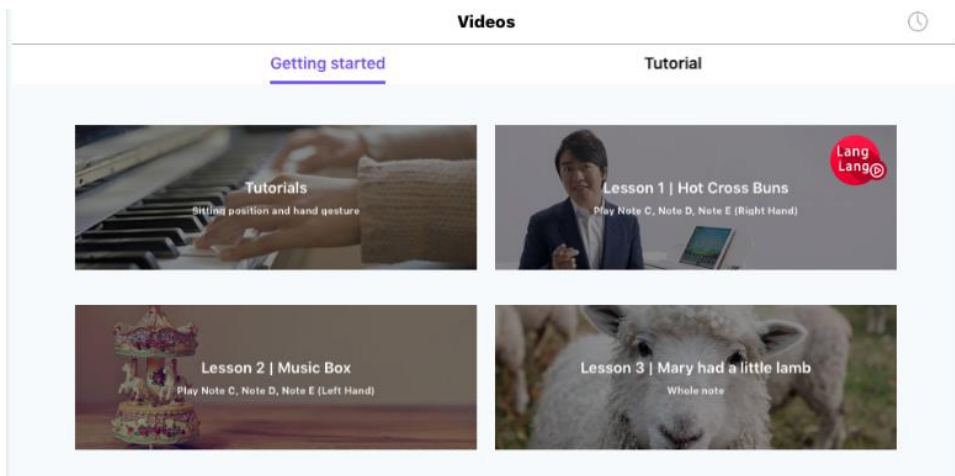
# Videos

Over 100 free video lessons integrated with lights help you learn everything from the basics of piano to more advanced topics. Pause, rewind, or slow down any lesson to take things at your own pace.

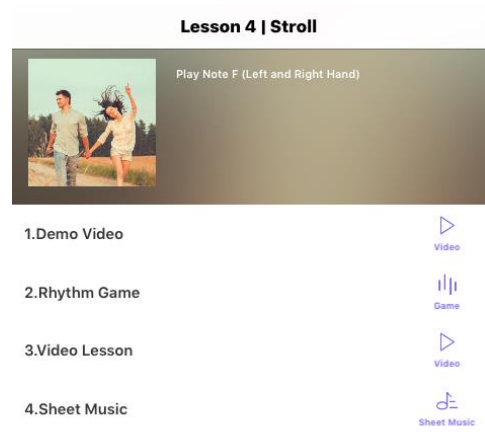
Click the **Videos** button:



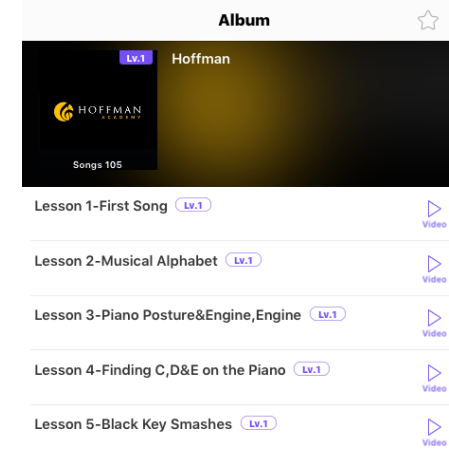
**Videos Homepage.** Videos contains two main courses – Getting started tutorials and Hoffman Lessons .



Getting started tutorials show the essential music theory, which users can follow the demo videos to practise.



The ONE combines Hoffman Lesson with the guided LED lights; users are able to interact with teacher Mr. Joseph Hoffman during the piano lesson.





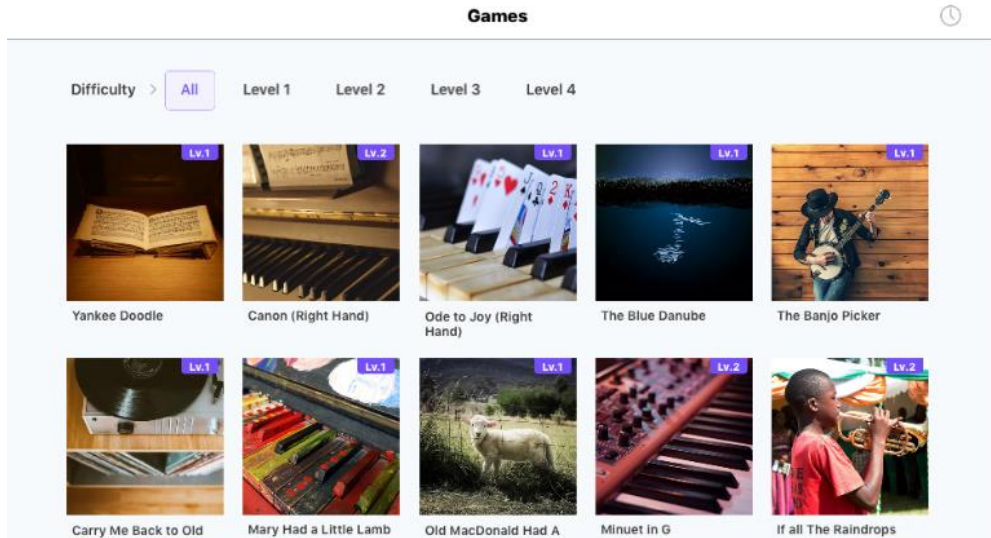
# Games

Piano practice can be fun with games. Score points by hitting light-up keys on rhythm to match accompaniment music. Anyone can play and let's see who gets the highest score in the house.

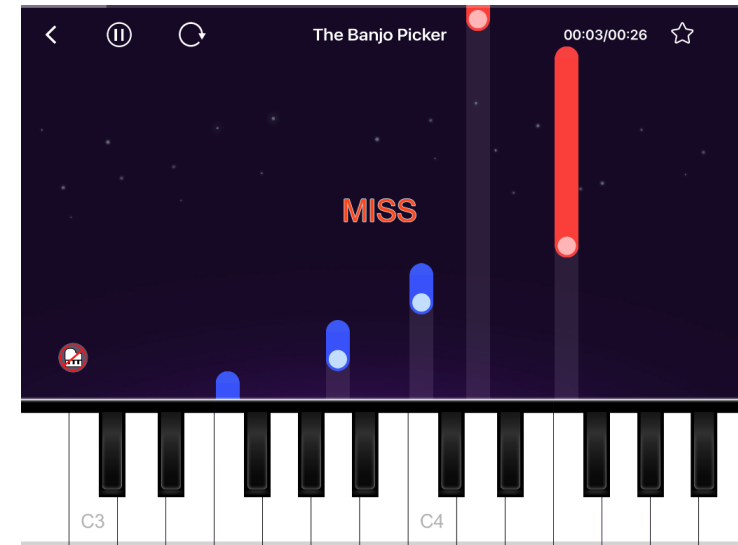
Click the **Games** button.




## Games Homepage



Score points by hitting keys on rhythm to match accompaniment music.



Upon clicking the top icons, exit the game program, stop, restart, my favorite .



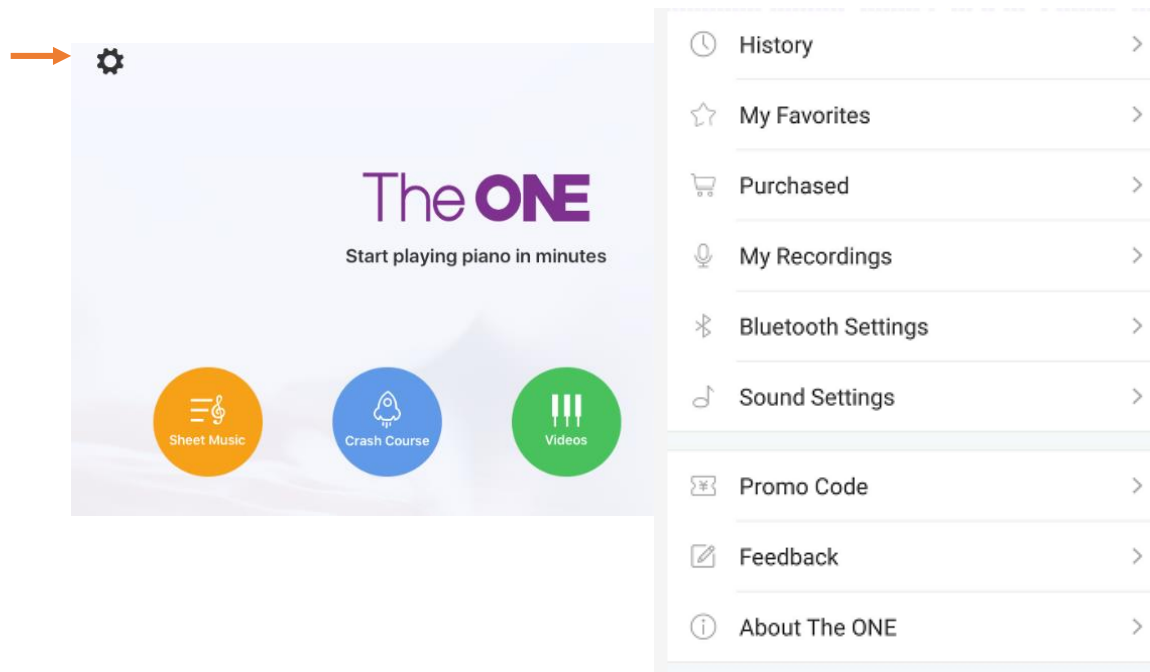


# My Account

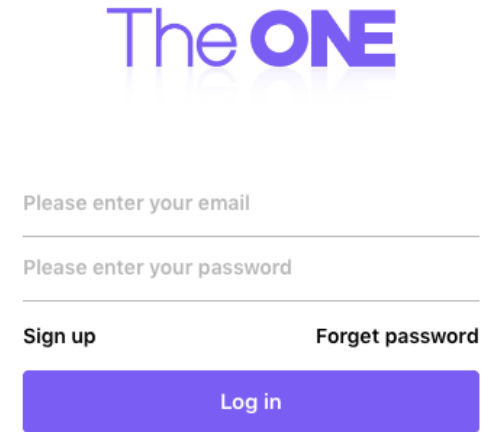
- ✓ Account Settings allows users to view and edit Settings and Preferences.

Where to find **My Account**?

- Click the icon on the top left corner
- Choose “My Account”



- Click Login now to log in or to sign up



- If users do not have The ONE account, click Sign up to register a new account

**Sign up**

Enter your valid email address.



Please enter your email

Minimum 6 characters password.



Please enter your password

Sign up free

By signing up, you agree to our  
[User Agreement](#)





# History

**History:** Practice histories (including Songs, Videos, Games) will all be listed.








### History

- History >
- My Favorites >
- Purchased >
- My Recordings >
- Bluetooth Settings >
- Sound Settings >
- Promo Code >
- Feedback >
- About The ONE >

**Today**

- Yankee Doodle** **Lv.1**  Game  
World Famous
- In 7 days**
- Hey Jude** **Lv.2**  Sheet Music  
The Beatles
- Let It Go (Performance)** **Lv.2** **BB**  Sheet Music  
Frozen
- Hello (Easy Piano)** **Lv.2**  Sheet Music  
Adele

**Earlier**

- Lesson 1-First Song** **Lv.1**  Video
- L'Arabesque** **Lv.1**  Sheet Music  
Burgmuller
- Happy Birthday to You (Easy)** **Lv.1**  Sheet Music  
Traditional
- Ode to Joy** **Lv.1**  Sheet Music  
Ludwig van Beethoven
- 1. 3Gymnopédies-I** **Lv.2** **BB**  Sheet Music  
Satie
- Le Coucou** **Lv.2**  Sheet Music  
Louis-Claude Daquin
- If all The Raindrops** **Lv.2**  Game  
Old Folks


# My Favorites

**My Favorites:** User will be able to review all favorite sheet music, videos and games (this function is the same as [add to favorite].

### My Favorites

**Single** **Album**

- History >
- My Favorites >
- Purchased >
- My Recordings >
- Bluetooth Settings >
- Sound Settings >
- Promo Code >
- Feedback >
- About The ONE >



No favorite

# Purchased

**Purchased :** User will be able to view all purchased sheet music.

**Purchased**

- History >
- My Favorites >
- Purchased** >
- My Recordings >
- Bluetooth Settings >
- Sound Settings >
- Promo Code >
- Feedback >
- About The ONE >

Title	Level	Artist
Sorry	Lv.2	Justin Bieber
All of Me (Performance)	Lv.2	John Legend
Breaking Free	Lv.2	High School Musical
I Don't Dance	Lv.2	High School Musical 2
Fabulous	Lv.2	High School Musical 2
High School Musical	Lv.3	High School Musical 3
The Boys Are Back	Lv.2	High School Musical 3
I Want It All	Lv.3	High School Musical 3
We're All In This Together (Graduation Ver...)	Lv.2	High School Musical 3
Mean	Lv.2	Taylor Swift
Hello (Piano Solo)	Lv.2	Adele
We Are Never Ever Getting Back Together	Lv.2	Taylor Swift

# My Recording

**My Recording:** Recording files can be retrieved

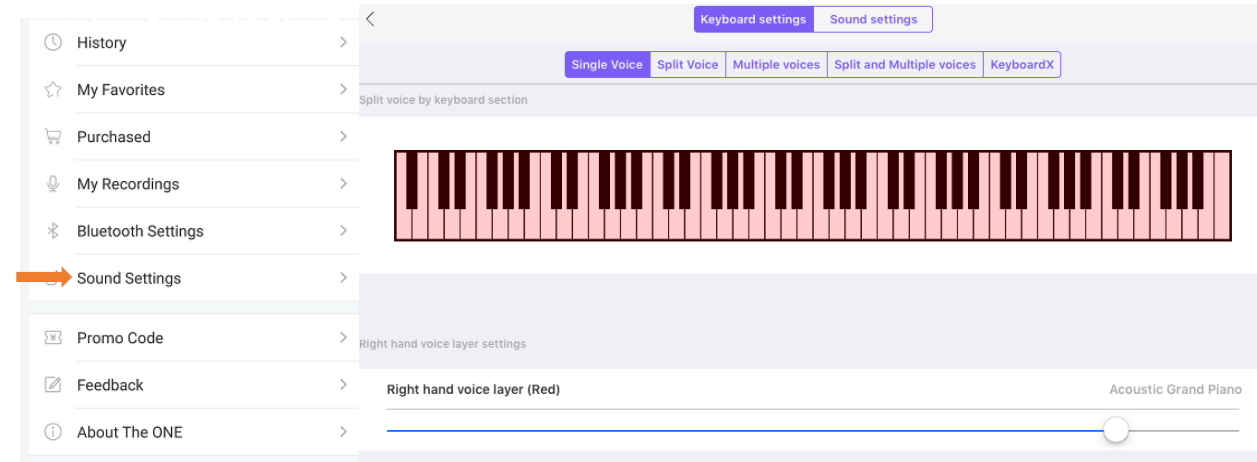
**My Recordings**

- History >
- My Favorites >
- Purchased >
- My Recordings** >
- Bluetooth Settings >
- Sound Settings >
- Promo Code >
- Feedback >
- About The ONE >

Title	Level	Date	Duration
Hello (Easy Piano)	Lv.2	2018-06-16 17:21:45	01:14
Hello (Easy Piano)	Lv.2	2018-06-16 17:06:21	00:00

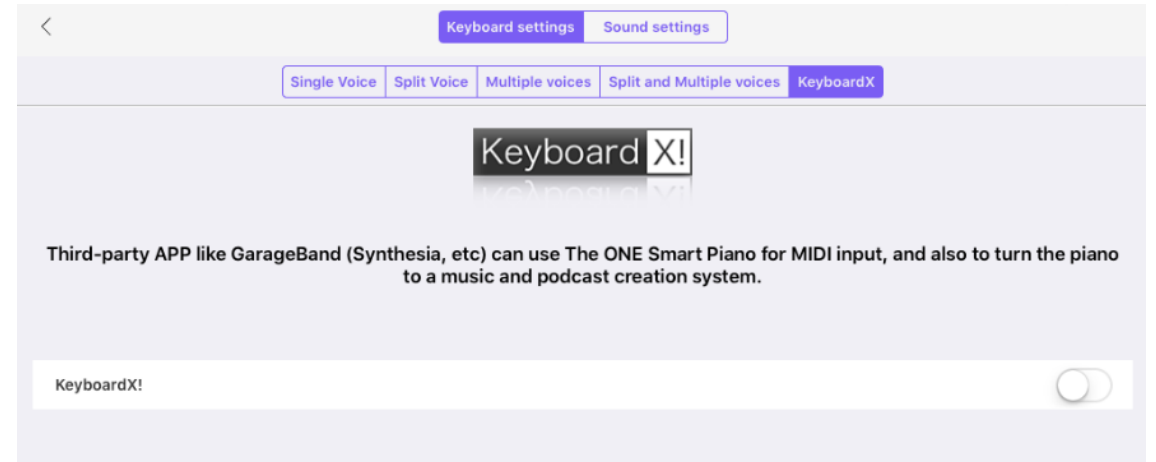
# Sound settings

Different instruments can be chosen, including piano, guitar, strings, flute and etc..



- ✓ **Single voice:** users can play one voice at a time.
- ✓ **Split voice:** two voices can be played independently on different sections of the keyboard.
- ✓ **Multiple voices:** more than one voices can be layered and played simultaneously.
- ✓ **Split + multiple voices:** multiple voices can be played on different sections of the keyboard, and they can be layered at the same time.

Turn on the Keyboard X function to connect The ONE keyboard/piano with third-party apps.



> My account > Sound setting > Keyboard setting > Keyboard X

# Sound settings

Where to find Sound settings?

> My Account > Sound settings > Sound setting

Keyboard settings Sound settings

Velocity response

Velocity curve normal >

Sound settings

Chorus type GM Chorus 2 >

Chorus level 0 0 127

Reverb type Operal Hall >

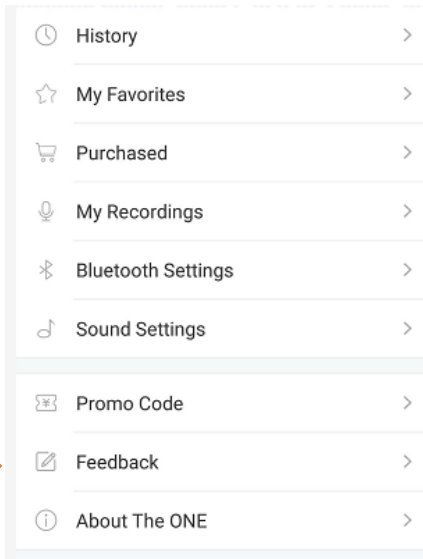
Reverb level 50 0 127

Transpose settings 0 -12 12

- **Velocity response:** If turn off the velocity response, soft play and loud play will have the loudness.
- **Velocity curve:** Ratio between velocity and loudness.
- **Chorus type:** Different chorus types create different sound thickness.
- **Chorus level:** Chorus level: 0-127.
- **Reverb type:** Adding music mixes (adding depth or adding the 3D effect).
- **Reverb level:** Reverb level ranges from 0 to 127 (from very light to very obvious).
- **Transpose settings:** Rise or drop the sound.

## Feedback


- ✓ Type to leave feedbacks, thoughts, comments and questions about the APP (maximums 400 characters).
- ✓ Leave your contact information (phone or email).



A screenshot of the Feedback form. The form has a title bar with 'Feedback' on the left and 'Submit' on the right. Below the title bar is a text input field with the placeholder text 'Got any feedback?'. At the bottom of the input field, the number '400' is displayed. Below the input field is another text input field with the placeholder text 'Contact information (phone or email)'.

## About The ONE

- ✓ Current version of the APP.
- ✓ Like this APP? Leave a review about The ONE Smart Piano APP.





## Contact Us

**Email:** [support@smartpiano.com](mailto:support@smartpiano.com)

**Website:** <https://www.smartpiano.com/>

**Facebook:** [facebook.com/onesmartpiano](https://www.facebook.com/onesmartpiano)

**Thank you!**