

Resolution S40 LED Display Screen 2 In 1 Video Processor



S40

2 In 1 Video Processor

Product Specifications

Buy website address: <https://reissopto-led.com/products/sysolution-s40-led-display-screen-2-in-1-video-processor>

Version: Ver.1.1

Statement

Dear user friend, thanks for choosing Shanghai Xixun Electronic Technology Co., Ltd. (hereinafter referred to as Xixun Technology) as your LED advertising equipment control system. The main purpose of this document is to help you quickly understand and use the product. We strive to be precise and reliable when writing the document, and the content may be modified or changed at any time without notice.

Copyright

The copyright of this document belongs to Xixun Technology. Without the written permission of our company, no unit or individual may copy or extract the content of this article in any form.

Trademark



is a registered trademark of Xixun Technology.

Update Record

No.	Version	Update	Revise
1	Ver.1.0	Initial Issue	2020.04.01
2	Ver.1.1	Content change	2020.10.30

Note: The contents of the document are subject to change without notice.

Shanghai Xixun Electronics Co., Ltd

Product Brief Induction

S40 is a pure hardware device developed for LED display, which is easy to operate and rich in functions. It supports high-definition multi-type interface input, integrates professional display control technology and powerful video processing capability, simplifies the construction of video processor in the field environment, and adopts high-performance image processing chip. With advanced interlacing image adaptive processing technology and super clear noise reduction engine to eliminate the regular frequency image motion trailing and serrate phenomenon, video image enhancement technology to make more clear and exquisite, rich details, full color, image quality stability.

Product Feature

1. **Integrated Sending Card:** It has a 2-way gigabit network port output directly connected to the receiving card, simplify site environment construction.
2. **Free PC Debugging:** No computer software is required for screen debugging. Now just a knob and a button, a simple operation can be completed display debugging, all the operation steps can be completed.
3. **Seamless Switch:** It is a seamless switch splicer, which can realize seamless switch of all input channels;



HDMI



Switching
Transition



DVI

Application Scenarios

Suitable for small and medium-sized Led display screens in shopping malls, hotels, exhibitions and TV broadcasting center

Shanghai Xixun Electronics Co., Ltd

Functions

1. Support seamless switching or fading in and out between multiple signal input channels.
2. Supports fast screen connection, and the screen body configuration can be completed with simple operation.
3. Front panel intuitive LCD display interface, clear key lights prompt, simplify the system control operation.
4. Support the creation of 8 user stories as templates that can be directly called.
5. Support 4 network port outputs, with a maxi load of 2.3 megapixels, a max width of 3840 and a maxi width of 1920.
6. Support window position, size adjustment and window interception functions.
7. Support external independent audio input and output.
8. Support for custom output resolution.
9. Support for custom input EDID.
10. Audio and video synchronization switch.
11. Partial or full screen toggle .
12. Support engineer lock .

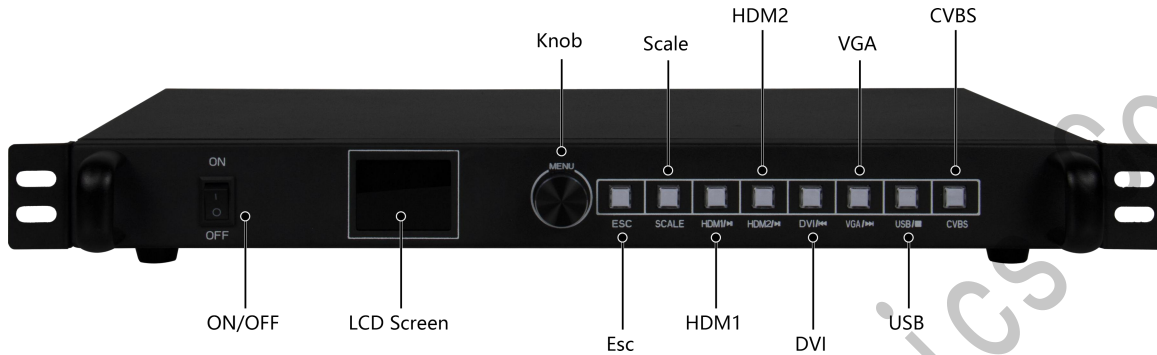
13. A key blank screen.

Product parameter

Load capacity	single netports	650,000 thousand pixels
	four netpowts	260,000 thousand pixels
Supprot resolution	1024×768@60Hz, 1280×720@50Hz/60Hz, 1440×900@60Hz, 1280×1024@60Hz, 1600×1200@60Hz, 1680×1050@60Hz, 1024×1920@60Hz, 1920×1080p@50Hz/60Hz, 1920×1200p@60Hz, 1024×1280@60Hz, 1536×1536@60Hz, 2048X1024@60Hz, 2304X1080@60Hz, 2560X1080@60Hz, 3840X640@60Hz, 1080X1920@Hz.	

Interface definition

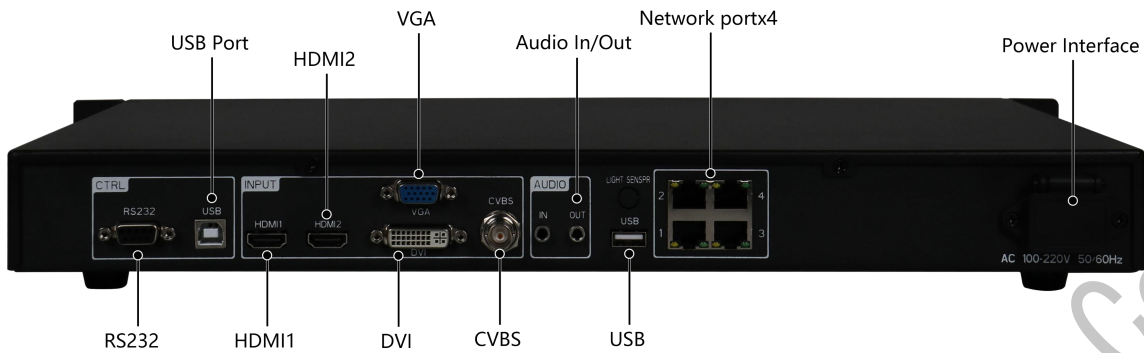
Front Panel



No.	Keyswitch	Introduction
1	ON/OFF	Power switch
2	LCD screen	Displays the current state of the device, as well as the settings menu.
3	Knob	<ol style="list-style-type: none"> Under the main interface, press the knob to enter the menu operation interface. Under the menu operation interface, rotate the knob to select the menu, press down the knob to select the current menu or enter the submenu. After selecting the menu with parameters, you can adjust the parameters by turning the knob, please note that you need to press down the knob again to confirm the adjustment.

4	Esc	Return/ cancel the current menu or action.
5	SCALE	Full screen zoon shortcht key
6	Input	<p>Enter the source key introduction : HDMI1 input source button, which is reused as" ▶ " when the usb flash drive is playing,pause or play the file.</p> <p>HDMI2: HDMI2 input source key, when u disk is playing, reuse is "◀◀" , select the last file to play the current file</p> <p>DVI: DVI input source key, when u disk is playing, reuse is "▶▶" , select the next file to play the current fileb.</p> <p>VGA: VGA input source key, when u disk is playing,reuse is "■" , stop playing. ,</p> <p>USB: External media play,u disk play input soruce.</p> <p>CVBS: CVBS input source key .</p> <p>The long light indicates that the source is connected and in use. The indicator light flashes to indicate that the interface is in use but there is no signal source.</p> <p>The indicator light is off to indicate that the signal source is not in use.</p>

Later Version



Input Interface		
Interface	No.	Notes
HDMI	2	Standard of HDMI1.3, Maxi support 1920×1080@60Hz Resolution video source input, downward compatibility.Support HDCP1.4.
VGA	1	Maxi support 1920x1080@60Hz , Resolution video source input, downward compatibility.
DVI	1	VESA standard maxi support 1920×1080@60Hz input video source input, downward compatible.
CVBS	1	PAL/NTSC standard video input.
AUDIOIN	1	3.5mm Audio interface.
Output interface		
Interface	No.	Notes
Internet	4	four network port output interface, connected to the receiving card.

AUDIOOUT	1	3.5mm audio interface Supports audio output channels: 3.5mm audio interface 、 HDMI、 USB
Control interface		
Interface	No.	Notes
RS232	1	Debug serial port
USB-B	1	USB debug port

Shanghai Xixun Electronics Co., Ltd

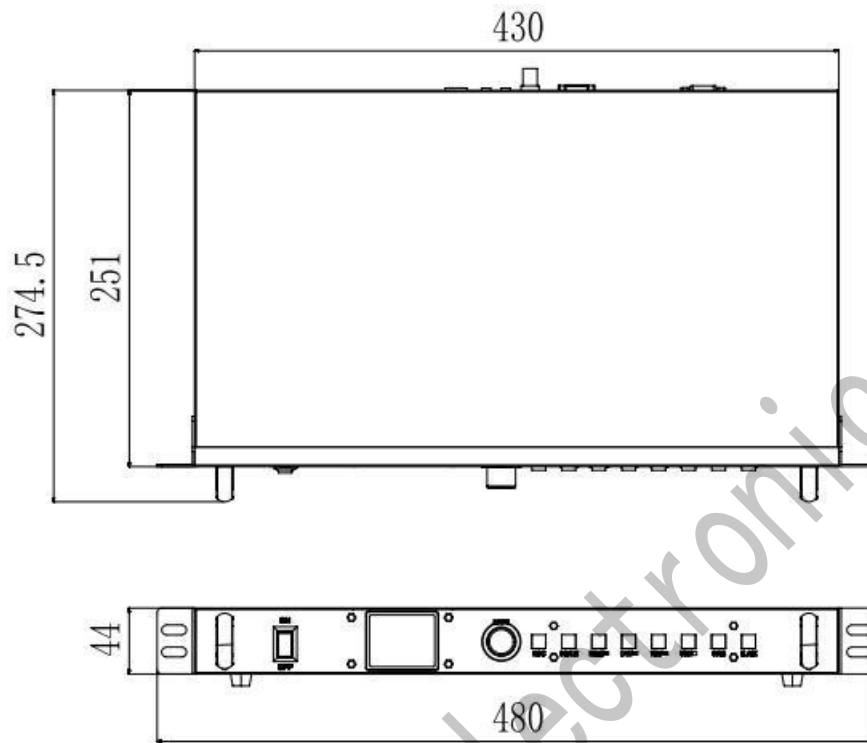
Connection Schematic Diagram



Work Parameter

Electric parameter	Input voltage	AC-100-240V-50/60HZ
	Rated power	11W
Work environment	Work temperature	-20°C-70°C
	Work humidity	10%RH-90%RH No solidification
Outline dimension	Dimension of machine case: 430x251x44mm(lengthxwidthxheight)	
Net weight	3.85Kg	
Packaging Information	One piece of equipment per box. Accessories include: 1 USB cable, 1 DVI cable, 1 VGA cable, and 1 HDMI cable.	

Dimension figure



Unit: mm

Notes

1. Commission, installation process must be completed by professionals.
2. Non-professional personnel are not allowed to dismantle the machine for maintenance without authorization.
3. Pay attention to waterproof.