



 **SYSOLUTION**

S30

2 In 1 Video Processor

Product Specifications

Buy website address: <https://reissopto-led.com/products/sysolution-s30-led-display-screen-2-in-1-video-processor>

Version: Ver.1.0

Statement

Dear user friend, thanks for choosing Shanghai Xixun Electronic Technology Co., Ltd. (hereinafter referred to as Xixun Technology) as your LED advertising equipment control system. The main purpose of this document is to help you quickly understand and use the product. We strive to be precise and reliable when writing the document, and the content may be modified or changed at any time without notice.

Copyright

The copyright of this document belongs to Xixun Technology. Without the written permission of our company, no unit or individual may copy or extract the content of this article in any form.

Trademark



is a registered trademark of Xixun Technology.

Update Record

No.	Version	Remark	Date
1	Ver.1.0	Initial Release	2020.04.01

Note: The contents of the document are subject to change without notice.

Shanghai XiXun Electronics Co., Ltd

Product Introduction

S30 is an easy-to-operate and feature-rich device that specially developed for LED displays. It supports high-definition multi-type interface input, integrates professional display control technology and powerful video processing capabilities, and it simplifies the scene environment to build a video processor. Using high-performance image processing chip; with advanced interlaced image adaptive processing technology and ultra-clear noise reduction engine, eliminating video image motion smearing and jagged phenomenon, the video image enhancement technology makes the image clearer and more detailed, rich in details, and full of colors , Image quality is stable.

Product Features

1. It has 2 channels of gigabit network port output to directly connect to the receiving card, simplifying the on-site environment construction.
2. It is not necessary to debug the display screen through a computer, and the display screen can be simply debugged using S30.
3. The USB ports on the front and rear panels support USB playback, plug and play.
4. The input channel can be switched seamlessly.

Application Scenarios

It is suitable for many application scenarios such as small and medium-sized LED displays in shopping malls, hotels, exhibitions, TV studios, etc.

Functions

1. It supports USB play, the video and picture could be played together.
2. It supports 3 zoom modes: Full Screen Zoom, Point-to-Point Display and Custom Zoom.
3. It supports seamless switching or fade-in and fade-out between multiple signal input channels to enhance and present professional-quality presentation pictures.
4. It supports the quick screen connection, with very simple operation, the screen configuration could be completed.
5. The intuitive LCD display interface on the front panel and clear button light prompts simplify the control operation of the system.
6. It support to create 8 user scenes as templates, save them and call them directly, which is convenient to use.
7. It supports 2 Ethernet Port Outputs, the maximum loading capacity could reach up to 1.3 million pixels.
8. it supports to adjust the positions and sizes of the window and also the window capture function is supported.
9. it supports external independent audio input and output.
10. The output resolution could be user defined(custom the resolution)
11. The Input EDID could be user defined (customized)
12. It supports the synchronous switching of the video and audio.
13. It supports the switching of the partial or Full Screen.
14. It supports to have just one-click to get the black screen.


Product Parameters

Load Capacity	Single Network Port	650 thousand pixels
	The entire unit	1.3 million pixels
Supported Resolution	1024×768@60Hz, 1280×720@50Hz/60Hz, 1440×900@60Hz, 1280×1024@60Hz, 1600×1200@60Hz, 1680×1050@60Hz, 1024×1920@60Hz, 1920×1080p@50Hz/60Hz, 1920×1200p@60Hz, 1024×1280@60Hz, 1536×1536@60Hz, 2048X1024@60Hz, 2304X1080@60Hz, 2560X1080@60Hz, 3840X640@60Hz, 1080X1920@Hz.	

Shanghai Xixun Electronics Co., Ltd

Interface Definition

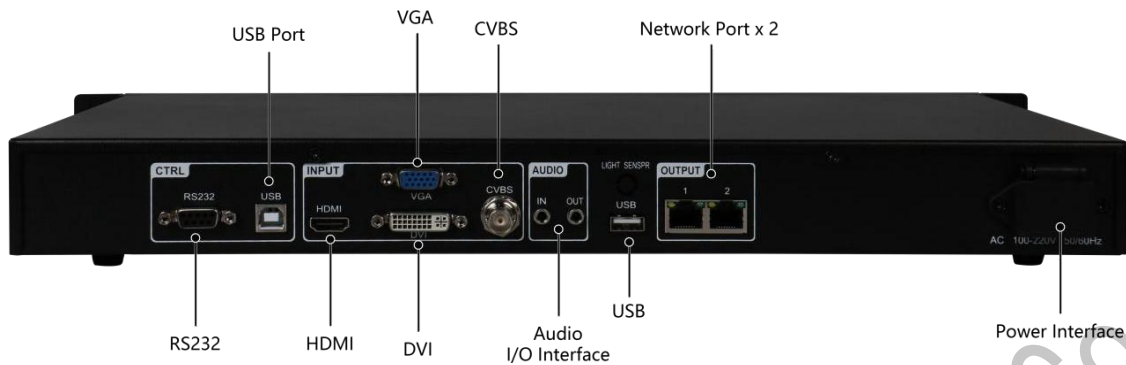
Front Panel



No.	Keys	Illustrations
1	ON/OFF	Power ON/OFF
2	LCD Display	To display the current status of the device and to have the menu settings.
3	Knob	<p>1、 In the main interface,press the knob to enter the menu operation interface;</p> <p>2、 In the menu operation interface,rotate the knob to choose the menu, press the knob to select the current menu or enter its sub-menu.</p> <p>3 、 Once the menu that is with parameters selected, you could rotate the knob to adjust the parameters, and make sure to double press the knob to confirm.</p>
4	Esc	Return(ESC)/Cancel the current menu or operation.

5	SCALE	Full Screen Scale Shortcut Key
6	HDMI	<p>Input Source Key Description:</p> <p>HDMI: HDMI Source Input Key, when it is on U-Disk playing ,to press "▶" , to pause or play the file. DVI: DVI Source Input Key, when it is on U-Disk Playing, to press the "◀" , to select to play the previous file.</p> <p>VGA: VGA Source Input key, when it is on the U-Disk playing to press the "▶" , to selcet to play the next file.</p> <p>USB: External Media Playing, U Drive Disk Playing Input Source,, when it is on U-disk playing, the "■" , means stop playing.</p> <p>CVBS: CVBS Source Input Key.</p> <p>Signal Source Input Status : The indicator light keeps on indicating that there is a signal source connected and in use. The flashing indicator indicates that the interface is in use but there is no signal source.</p> <p>When the indicator light is off, the signal source is not used.</p>
7	Black	One Click to get the Black Screen Shortcut Key

Real Panel



input interface			
Control interface			
No.	Ports	Unit	Illustrations
1	RS232	1	Debug Series Connection Port
2	USB-B	1	USB Port
No.	Ports	Unit	Illustrations
3	HDMI	1	HDMI1.3 Standards , the maximum resolution it could support: 1920 × 1080@60Hz. It is downwards compatible and support HDCP1.4.
3	VGA	1	the maximum resolution it could support: 1920× 1080@60Hz. It is backwards compatible
5	DVI	1	the maximum resolution it could support: 1920× 1080@60Hz. It is backwards compatible
6	CVBS	1	PAL/NTSC Standards Video Input.
7	AUDIOIN	1	3.5mm Audio Interface.
8	USB	1	1×USB 2.0 Interface, connecting to the U-disk, it

			<p>supports 1080p@30fps</p> <p>Video files.</p> <p>The U-Disk File System Supports NTFS、 FAT32 and FAT16, but the exFAT (FAT64) is not supported.</p> <p>Image Formats: jpg、 jpeg、 png and bmp.</p> <p>Video Encoding : MPEG1/2 , MPEG4 , Sorenson H.263 , H.263, H.264(AVC1), H.265(HEVC), RV30/40, Divx, Xvid.</p> <p>Video Bit Rate: Below 4000</p> <p>Audio Encoding : MPEG1/2 Layer I , MPEG1/2 LayerII , MPEG1/2 Layer III, AAC-LC, VORBIS, PCM and FLAC.</p>
--	--	--	---

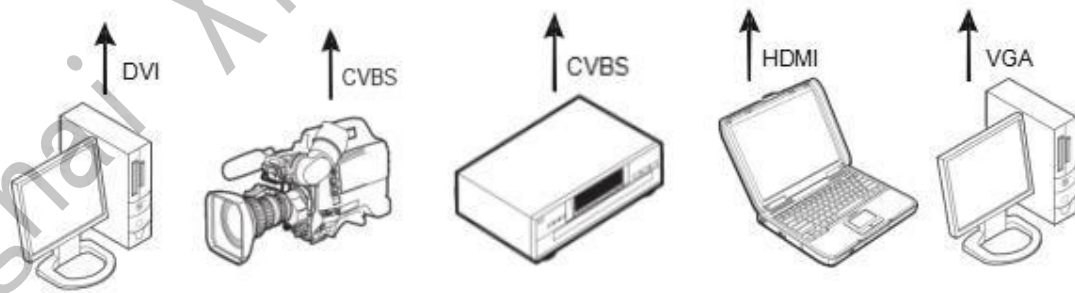
Output Ports

No.	Ports	Unit	Illustrations
9	Network Port	2	2 Ethernet Port Output,directly connecting to the receiving card.
10	AUDIO OUT	1	3.5mm Audio Port It supports the audio channel: 3.5mm audio channel、 HDMI、 USB

Connection Diagram



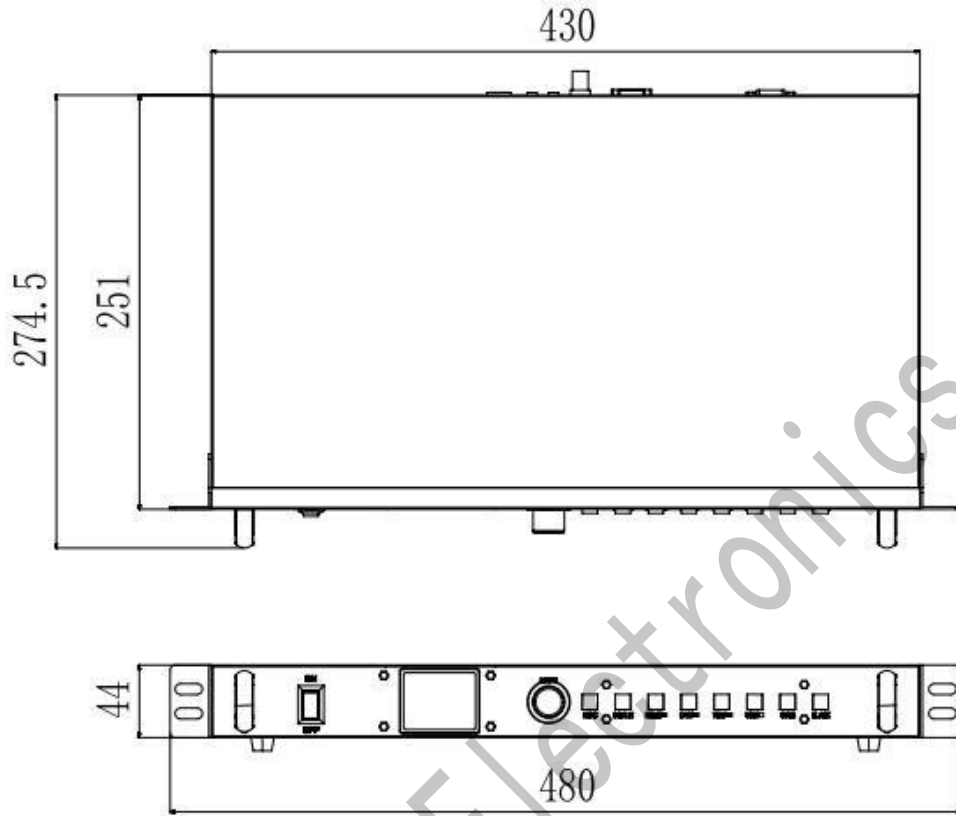
↑↑
Ethernet cable



Working Parameters

Electrical parameters	Input Voltage	AC-100-240V-50/60HZ
	Rated Power	11W
Operating Environment	Operating Temperature	-20°C-70°C
	Operating Humidity	10%RH-90%RHNo Freezing
Overall Dimensions	Body size: 430x251x44mm (Length x width x height)	
Net Weight	3.85Kg	
Packaging information	One piece of equipment per box. Accessories include: 1 USB cable, 1 DVI cable, 1 VGA cable, and 1 HDMI cable	

Dimensions



Unit: mm

Shanghai Xixun Electronics Co., Ltd

Cautions

1. High voltage danger: The working voltage of this product is AC -100V ~ 240V.
2. It is forbidden to immerse conductive objects such as liquids and metal fragments into the equipment to avoid safety accidents.
3. Please use the equipment in a dry and clean environment.

Shanghai XiXun Electronics Co., Ltd