



Buy website address: <https://reissopto-led.com/products/mooncell-mtb200-master-controller-series-video-processor>

1 Product Overview

Product Introduction

MTB200 is the Sending Enclosure that produced by Mooncell, it supports DVI Input and is with 2 Network Ports Outputs. The maximum loading capacity could reach up to 1.3 million pixels.

Product Features

- *1x DVI video signal input, synchronous transmission via the network cable.*
- *1x AUDIO input, synchronous transmission via the network cable.*
- *2x gigabytes Ethernet output ports, it supports the arbitrary splicing.*
- *1x USB port communication, multiple sending cards could be cascading connected to one computer.*
- *It supports Ethernet Port Loop Dual Backup, Dual Master Controller Backup.*
- *It supports to have multiple preset resolutions: 1024×768 、 1280×1024 、 1366×768 、 1600×1200 、 1920×1080 、 2048×1152 、 2560×960 and the user defined resolution is supported.*
- *It is compatible with 30HZ, 50HZ, 60HZ, 120HZ and other Frame Rate Input.*
- *It supports the upper computer software to detect the operating parameters and status of the sending card.*
- *It supports to read the configurations back from where it was stored (configuration read back)*
- *It supports to detect the error rates of the gigabyte network.*

Application Scenarios


Mooncell MTB200 with powerful video processing and sending ability which has been widely used in various application scenarios such as: Stage, Conference, Event, Exhibition, High-end Rental and Small Pixel Pitch Led Displays.

2 Product Parameters

Basic Parameters


Loading Capacity	1 Network Port	650 Thousand Pixels
	Entire Unit	1.3 Million Pixels
Loading Range	Width	128—4096 Pixels
	Height	64—4096 Pixels
Shift Range	Width	0—4095 Pixels
	Height	0—4095 Pixels

Hardware Introduction



Front Panel

<i>Front Panel Illustration</i>		
#	Name	Illustration
1	ON/OFF	Power On/Off
2	Digital Display	To show the current brightness value
3	Indicator	Indicating The Operating Status of the Controller
4	Key +	Increase the brightness value
5	Key -	Reduce the brightness value



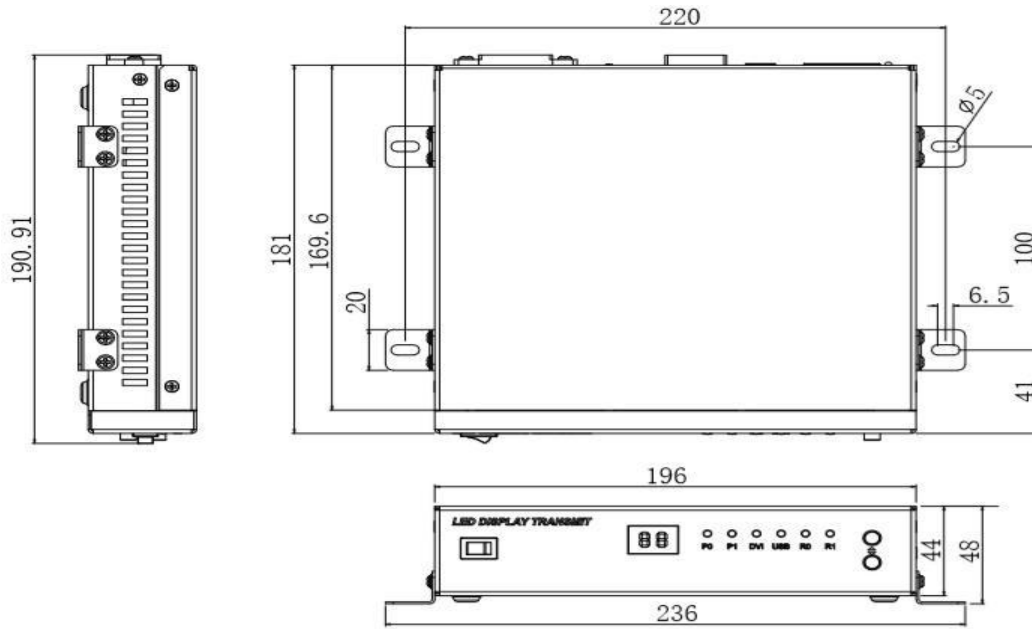
Backside Panel

Output Interface		
#	Name	Illustration
1	Gigabyte Ethernet Port 1	◆ Maximum 650 thousand pixels for 1 network port
2	Gigabyte Ethernet Port 2	◆ It supports the loop backup between the Ethernet Ports
Input Interface		
#	Name	Illustration
3	AUDIO	3.5mm AUDIO INPUT PORT
5	DVI	DVI VIDEO SIGNAL INPUT PORT
Control Interface		
#	Name	Illustration
4	USB (B Type)	to get it connected to the software on the PC to communicate.
Power Interface		
#	Name	Illustration
6	AC Power Port	AC-100-240V-50/60HZ AC Power Port

Indicator Illustration

Indicator	Illustration	
P0	flickering at a constant	Network Port 1 is normally communicated
	Long lasting on	Network Port 1 : No signal
P1	flickering at a constant	Network Port 2 is normally communicated
	Long lasting on	No signal for network port 2
DVI	Long on	DVI Signal Input is normal
	Long off	No DVI Signal Input
USB	Long ON	USB is normally connected
	LONG OFF	USB is not connected
R0	FLIKERING	Reading the data
	LONG ON	No Data is read
R1	FLIKERING	Sending the Data
	LONG ON	No data to be sent

Dimensions



3 Product Specifications

Specifications

<i>Electric Parameters</i>	<i>Input Voltage</i>	<i>AC-100-240V-50/60HZ</i>
	<i>Rated Power</i>	<i>10W</i>
<i>Operating Environment</i>	<i>Operating Temperature</i>	<i>-20°C - 70°C</i>
	<i>Operating Humidity</i>	<i>10%RH-90%RH No Solidification</i>
<i>Dimensions</i>	<i>196mmX181mmX48mm(Length x Width x Height)</i>	
<i>Net Weight</i>	<i>1.8Kg</i>	

Precautions

1. *High voltage danger: The working voltage of this product is AC -100V~240V.*
2. *It is forbidden to immerse conductive objects such as liquids and metal fragments into the equipment to avoid safety accidents.*
3. *Please use the equipment in a dry and clean environment.*