

Buy website address: <https://reissopto-led.com/products/magnimage-led-w2000-led-4k-x-2k-display-video-processor>
























LED-W2000 series is an 4K*2K video processor which integrates multiple functions such as mosaic, switch and multi-window display. This processor integrates various professional input ports, single input support maximum 4K*2K/60Hz or 8K*1K/60Hz. Because of the high-quality images, pixel to pixel display of giant resolution and flexible operation ways, it is widely used in exhibitions, business conferences, stage performances, theaters and TV stations etc..


The load capability of LED-W2000 series is several times of normal video processor, support EDID management and customized output resolution, single processor output can be maximum 8192 pixel width, refresh rate up to 120Hz, greatly improved the utilization of load capability. It also provides various regular output resolution options for scaling according to real size of LED screen.

Perfect video input ports, including SDI*1, DVI*4, HDMI*3, DP*4, and it also allowed to extend 2 more inputs each for DP1.2/HDMI2.0. It supports Internet, USB and RS232 control to link with various video equipment.

Features

-  4K*2K mosaic output:
 - 8 channels DVI output (4 host *4 standby)
-  All-purpose machine, multiple modes of operation:
 - Mosaic mode: 4K*2K/60Hz input/output pixel to pixel display
 - Backup mode: input signal hot backup, seamless switching of one single input or Tile inputs
-  4 layers
-  Image freeze
-  Layer ZOOM
-  Layer rotation
-  Multi-machine cascade switch
-  Support touch screen control
-  USB upgrade
-  Time task management
-  Various input ports:
 - DVI *4, HDMI*3, DP*4, SDI*1,
 - and 2 extended 4K*2K/60Hz inputs
-  EDID management
-  Customized output resolution
-  Support input Tile function
-  Support HDCP
-  Support save and load preset
-  Built-in test pattern
-  Software control
-  LOGO function
-  Image crop
-  Brightness level adjustment, low brightness and high gray level

Processor introduction

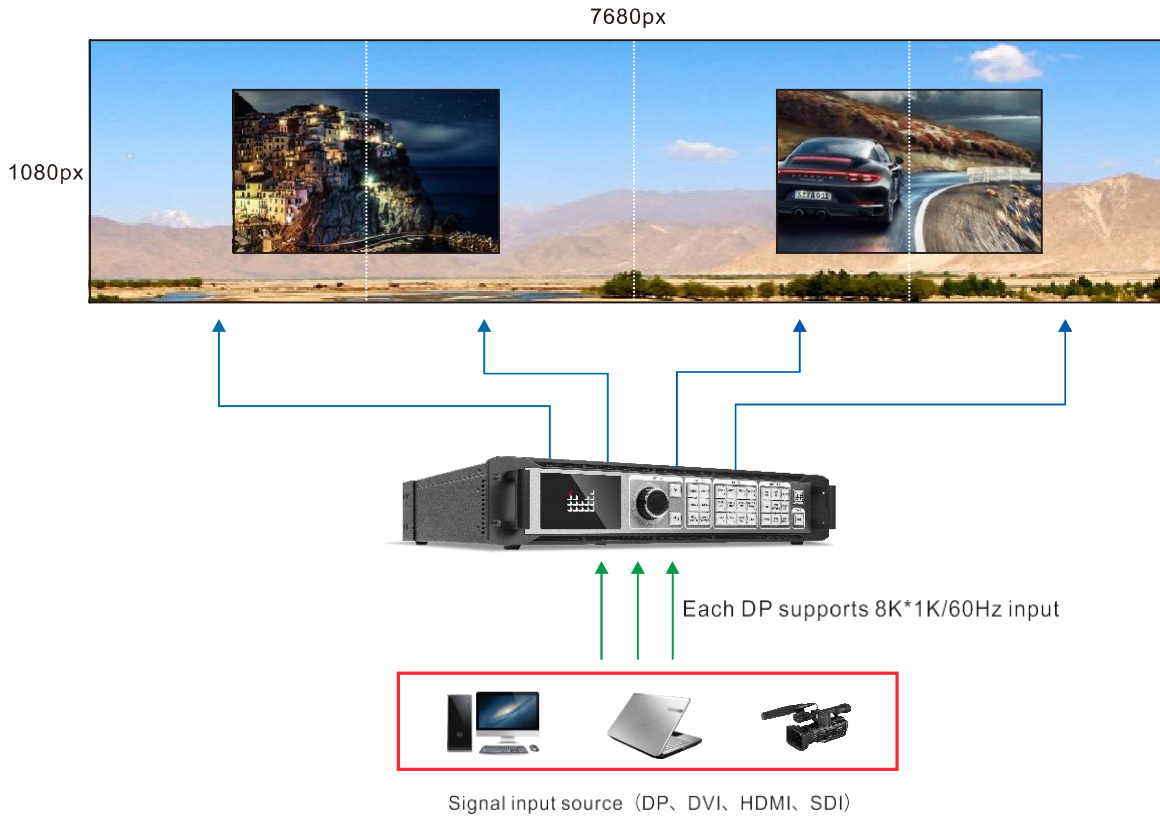


- Standard input: 12 ports, divided into 4 groups, each group includes 3 inputs, using one out of three, total inputs are SDI*1, HDMI*3, DVI*4, DP*4.
Resolution specification: SDI (3G SDI: 1080P/i and below), HDMI, DVI and DP, all support EDID within 4K*1K/60Hz.
- Extend inputs: support 2 groups of 4K module at the same time, each module includes DP1.2*1, HDMI 2.0*1 (include 1 loop).
In one module, the input port can use one out of two.
- Output: 4 groups of DVI output, each group includes 2*DVI copy output.

▮ Main characteristics and Application


▮ 8K*1K pixel to pixel input/output

4*DVI horizontal mosaic, 8K*1K pixel to pixel and multi picture display



▮ 4K*2K pixel to pixel input/output

4*DVI 2*2 mosaic, 4K*2K pixel to pixel and multi picture display



Main characteristics and Application

Multi-machine cascade switch

Do Synchronous switch operation of multiple LED-W2000 in same local area network.




Input Tile function

Make multiple input sources (same resolution, maximum 4 ports) combine to one integral whole in input side of processor, make it as one combination source.

Simplify the setting steps and optimized operation, no need to consider the equal/unequal situation.

Tile function is supported under mosaic, switch and backup mode.


Support 2 groups of Tile setting, can quickly adjust the combination source through Tile button of front panel.



▮ Main characteristics and Application

📄 Backup function

Support input backup function, freely switching by automatic or manual between host and standby signals.



Model description

Model	Function	Description
LED-W2000	Basic Model	
LED-W2000-DH	Extend 1pc 4K input module	A single module include 1*DP1.2 input, 1*HDMI2.0 input, 1*HDMI loop output, use one out of DP,HDMI.
LED-W2000-2DH	Extend 2pc 4K input module	A single module include 1*DP1.2 input, 1*HDMI2.0 input, 1*HDMI loop output, use one out of DP,HDMI.

Technical parameters

Input Indication		
Port	Quantity	Resolution
DVI	4	3840*1080/60Hz and EDID management
DP	4	3840*1080/60Hz, 3840*2160/30Hz EDID management
HDMI	3	3840*1080/60Hz EDID management
SDI	1	480i/60Hz, 576i/50Hz, 720p/60Hz, 1080i/50Hz/60Hz, 1080p/50Hz/60Hz(3G SDI)

Extend Input Indication(A single 4K module)		
Port	Quantity	Resolution
DP1.2	1	4096*2160/60Hz, 7680*1080/60Hz EDID management
HDMI2.0	1	3840*2160/60Hz EDID management

Each group extendable 1*DP, 1*HDMI, 1*HDMI loop, maximum 2 groups

Output Indication																				
Port	Quantity	Resolution (single output)																		
DVI	4*2	<table border="0"> <tr> <td>1024*768/60Hz</td> <td>1280*1024/60Hz</td> <td>1024*768/120Hz</td> </tr> <tr> <td>1280*720/59.94Hz</td> <td>1280*720/60Hz</td> <td>2048*1920/60Hz</td> </tr> <tr> <td>1600*1200/60Hz</td> <td>1600*1200/60Hz-reduced</td> <td>1680*1050/60Hz</td> </tr> <tr> <td>1920*1080/59.94Hz</td> <td>1920*1080/60Hz</td> <td>1920*1080/50Hz</td> </tr> <tr> <td>1920*1200/60Hz</td> <td>1920*1280/60Hz</td> <td>2048*1152/60Hz</td> </tr> <tr> <td>1024*1280/60Hz</td> <td>1536*1536/60Hz and EDID</td> <td></td> </tr> </table>	1024*768/60Hz	1280*1024/60Hz	1024*768/120Hz	1280*720/59.94Hz	1280*720/60Hz	2048*1920/60Hz	1600*1200/60Hz	1600*1200/60Hz-reduced	1680*1050/60Hz	1920*1080/59.94Hz	1920*1080/60Hz	1920*1080/50Hz	1920*1200/60Hz	1920*1280/60Hz	2048*1152/60Hz	1024*1280/60Hz	1536*1536/60Hz and EDID	
1024*768/60Hz	1280*1024/60Hz	1024*768/120Hz																		
1280*720/59.94Hz	1280*720/60Hz	2048*1920/60Hz																		
1600*1200/60Hz	1600*1200/60Hz-reduced	1680*1050/60Hz																		
1920*1080/59.94Hz	1920*1080/60Hz	1920*1080/50Hz																		
1920*1200/60Hz	1920*1280/60Hz	2048*1152/60Hz																		
1024*1280/60Hz	1536*1536/60Hz and EDID																			
Genlock	IN*1, OUT*1																			

Specification	
Input power supply	100~240V AC 50/60Hz 0.6A
Power consumption	90W
Operating temperature	0~45°C
Overall dimension (L*W*H)	482.6*446.3*92.5mm
Net Weight	6.7kg



Shenzhen Magnimage Technology Co., Ltd.

Address: 8F, Bld. F5, TCL International E City,#1001
 Zhongshan Park Road, Nanshan, Shenzhen, China, 518052
 Tel: 0755-86647651 Fax: 0755-86647650
 Website: www.magnimage.com

24h 86-400-6868-203