



Buy website address: <https://reissopto-led.com/products/meanwell-lrs-350-4-2-4-2v60a-252w-input-voltage-selectable-led-power-supplies>



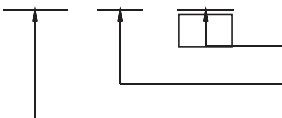
### ■ Features

- AC input range selectable by switch
- Withstand 300VAC surge input for 5 second
- Protections: Short circuit / Overload / Over voltage / Over temperature
- Forced air cooling by built-in DC fan
- Built-in cooling Fan ON-OFF control
- 1U low profile
- Withstand 5G vibration test
- LED indicator for power on
- No load power consumption < 0.75W
- 100% full load burn-in test
- High operating temperature up to 70°C
- Operating altitude up to 5000 meters (Note.8)
- High efficiency, long life and high reliability
- 3 years warranty

### ■ Applications

- Industrial automation machinery
- Industrial control system
- Mechanical and electrical equipment
- Electronic instruments, equipments or apparatus

°C

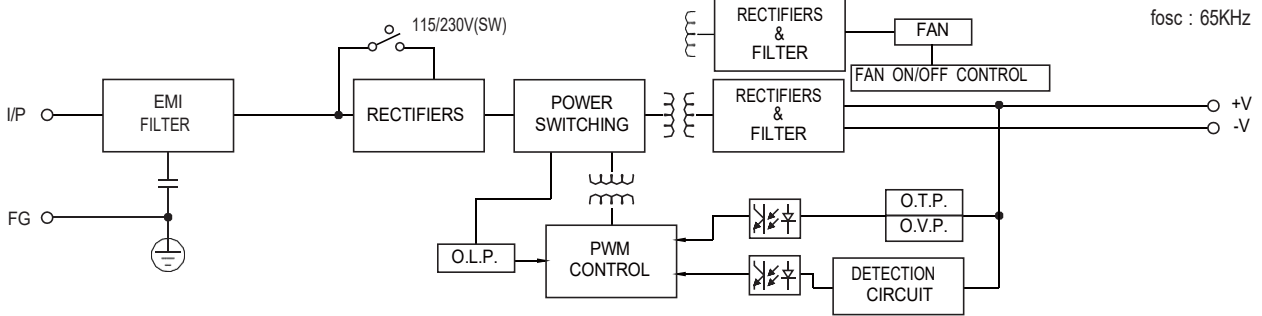




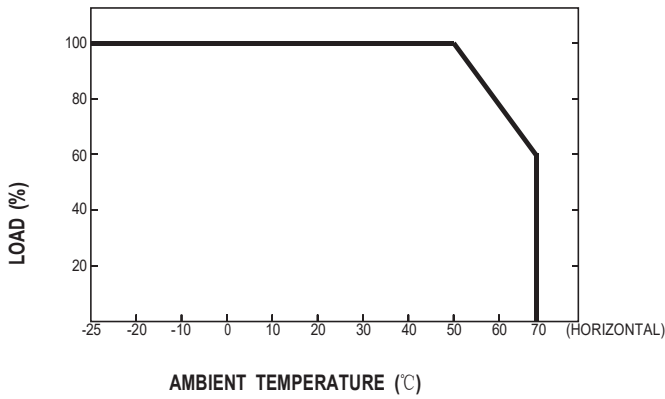
**SPECIFICATION**

MODEL		LRS-350-3.3	LRS-350-4.2	LRS-350-5	LRS-350-12	LRS-350-15	LRS-350-24	LRS-350-36	LRS-350-48	
OUTPUT	DC VOLTAGE	3.3V	4.2V	5V	12V	15V	24V	36V	48V	
	RATED CURRENT	60A	60A	60A	29A	23.2A	14.6A	9.7A	7.3A	
	CURRENT RANGE	0 ~ 60A	0 ~ 60A	0 ~ 60A	0 ~ 29A	0 ~ 23.2A	0 ~ 14.6A	0 ~ 9.7A	0 ~ 7.3A	
	RATED POWER	198W	252W	300W	348W	348W	350.4W	349.2W	350.4W	
	RIPPLE & NOISE (max.) Note.2	150mVp-p	150mVp-p	150mVp-p	150mVp-p	150mVp-p	150mVp-p	200mVp-p	200mVp-p	
	VOLTAGE ADJ. RANGE	2.97 ~ 3.6V	3.6 ~ 4.4V	4.5 ~ 5.5V	10.2 ~ 13.8V	13.5 ~ 18V	21.6 ~ 28.8V	32.4 ~ 39.6V	43.2 ~ 52.8V	
	VOLTAGE TOLERANCE Note.3	±4.0%	±4.0%	±3.0%	±1.5%	±1.0%	±1.0%	±1.0%	±1.0%	
	LINE REGULATION Note.4	±0.5%	±0.5%	±0.5%	±0.5%	±0.5%	±0.5%	±0.5%	±0.5%	
	LOAD REGULATION Note.5	±2.5%	±2.5%	±2.0%	±1.0%	±0.5%	±0.5%	±0.5%	±0.5%	
	SETUP, RISE TIME	1500ms, 50ms/230VAC    1500ms,50ms/115VAC at full load								
HOLD UP TIME (Typ.)	16ms/230VAC    12ms/115VAC at full load									
INPUT	VOLTAGE RANGE	90 ~ 132VAC / 180 ~ 264VAC by switch    240 ~ 370VDC (switch on 230VAC)								
	FREQUENCY RANGE	47 ~ 63Hz								
	EFFICIENCY (Typ.)	79.5%	81.5%	83.5%	85%	86%	88%	88.5%	89%	
	AC CURRENT (Typ.)	6.8A/115VAC    3.4A/230VAC								
	INRUSH CURRENT (Typ.)	60A/115VAC    60A/230VAC								
	LEAKAGE CURRENT	<2mA / 240VAC								
PROTECTION	OVER LOAD	110 ~ 140% rated output power Protection type : Hiccup mode, recovers automatically after fault condition is removed								
	OVER VOLTAGE	3.8 ~ 4.45V	4.6 ~ 5.4V	5.75 ~ 6.75V	13.8 ~ 16.2V	18 ~ 21V	28.8 ~ 33.6V	41.4 ~ 46.8V	55.2 ~ 64.8V	
	OVER TEMPERATURE	Hiccup mode, recovers automatically after fault condition is removed								
FUNCTION	FAN ON/OFF CONTROL (Typ.)	RTH3 ≥50°C FAN ON, ≤40°C FAN OFF								
ENVIRONMENT	WORKING TEMP.	-25 ~ +70°C (Refer to "Derating Curve")								
	WORKING HUMIDITY	20 ~ 90% RH non-condensing								
	STORAGE TEMP., HUMIDITY	-40 ~ +85°C, 10 ~ 95% RH								
	TEMP. COEFFICIENT	±0.03%/°C (0 ~ 50°C)								
SAFETY	VIBRATION	10 ~ 500Hz, 5G 10min./1cycle, 60min. each along X, Y, Z axes								
	SAFETY STANDARDS	UL60950-1 approved								
	WITHSTAND VOLTAGE	I/P-O/P:3KVAC    I/P-FG:2KVAC    O/P-FG:0.5KVAC								
OTHERS	ISOLATION RESISTANCE	I/P-O/P, I/P-FG, O/P-FG:100M Ohms/500VDC / 25°C/ 70% RH								
	MTBF	327.9K hrs min.    MIL-HDBK-217F (25°C)								
	DIMENSION	215*115*30mm (L*W*H)								
NOTE	PACKING	0.76Kg; 15pcs/12.4Kg/0.78CUFT								
		°C								

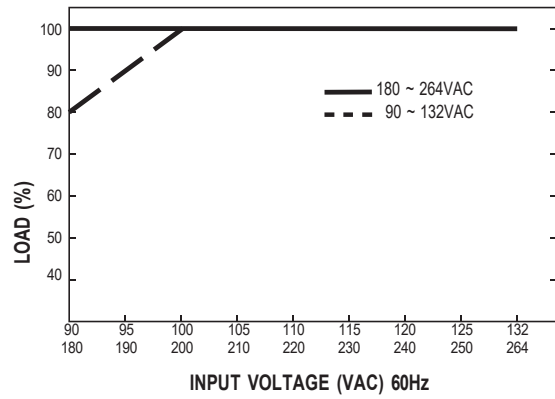
■ **Block Diagram**



■ **Derating Curve**

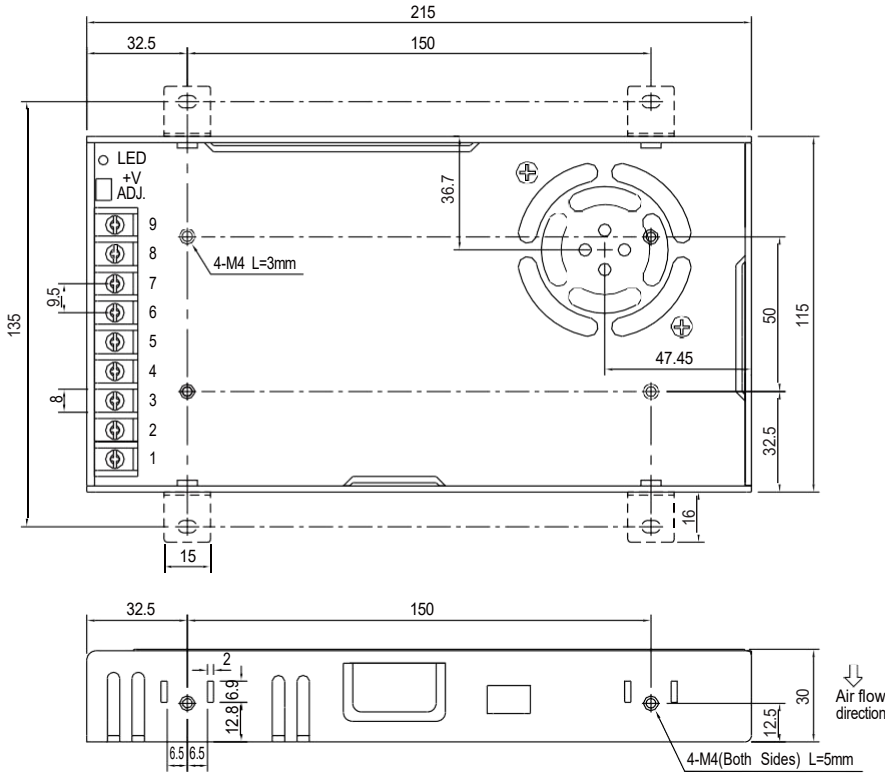


■ **Static Characteristics**



**Mechanical Specification**

Case No.207A Unit:mm



Terminal Pin No. Assignment :

Pin No.	Assignment	Pin No.	Assignment
1	AC/L	4~6	DC OUTPUT -V
2	AC/N	7~9	DC OUTPUT +V
3	FG ≐		

**Installation Manual**

Please refer to : <http://www.meanwell.com/manual.html>