



## Product Specifications

### 2 in 1 Video processor HD-VP1220

V1.020201028

## Overview

HD-VP1220 is one powerful 2-in-1 controller which with twelve network ports output, support dual live video windows integrated video processing and sending card functions.

It product supports 4K input and is a cost-effective video processor for mid-to-high-end video control equipment in the LED large-screen display, performance and rental, studio and other markets.

**Video input interface**—1 high-definition video input (HDMI), 1 digital video interface (DVI), 1 DP interface, 1 analog input (VGA), 1 extended EXT input interface (DVI or SDI, standard with DVI ).

**Audio input and output**—HDMI/DP audio input, 1 independent analog audio input, 3 to 1 to send to the audio output.

**Debug control interface**-square USB port (Type B), Wi-Fi.

**Dual screen layout**—support dual screen function, picture-in-picture PIP, picture-outside-picture POP.

**Input resolution adjustment**—In DVI/HDMI/DP input mode, it supports preset and custom adjustment of common input resolutions.

**Support 12 network port output**-maximum load 7.8 million pixels, maximum width 16000, maximum 3840.


**Set-and-save**—The set-and-save technology solves the user's cumbersome setting and manual storage process, the user no need to manually save after adjusting or adjusting the parameters, and the user parameters are automatically stored in EEPROM, even if the power is turned off After the power failure, the parameters before the power failure remain in the device.

**Save template function**—it can save the current settings, up to 8 groups of template parameters, and save the parameters to the corresponding mode, which is convenient for customers to call directly.

**Key lock** — lock the keys to prevent accidentally pressing the operation keys to change settings during operation.

## Application Scenes

Simultaneously display video equipment such as computer/TV/camera.



Connection Diagram

## Features

- 1) Integrated video processing, sending card function, 12 gigabit network port output, total pixels 7.8 million points;
- 2) 5-channel high-definition digital and analog video input, up to 4K@60Hz input;
- 3) Multiple audio input and output;
- 4) Support dual pictures PIP、POP;
- 5) Free switching of any channel;
- 6) Parameter setting and saving function, scene preset saving and recall;
- 7) "Navigation Settings" function, convenient for quick settings;
- 8) The "connection setting" function no need computer control, and directly sets the connection parameters of each cabinet through the panel buttons;
- 9) The device can be debugged and controlled through panel buttons, USB, Wi-Fi (mobile APP, developing);

## 系统功能列表


<b>DVI Input</b>	<p>1</p> <p>Interface form: DVI-I socket</p> <p>Signal standard: DVI1.0</p> <p>Resolution: VESA standard, PC to 1920x1080, HD to 1080p</p>
<b>HDMI Input</b>	<p>1</p> <p>Interface form: HDMI-A</p> <p>Signal standard: HDMI2.0 backward compatible</p> <p>Resolution: VESA standard, ≤3840×2160@60Hz</p>
<b>DP Input</b>	<p>1</p> <p>Interface form : DP</p> <p>Signal standard: DP1.2 backward compatible</p> <p>Resolution: VESA standard, ≤3840×2160@60Hz</p>
<b>VGA Input</b>	<p>1</p> <p>Interface form: DB15 socket</p> <p>Signal standard: R, G, B, Hsync, Vsync: 0 to 1Vpp ± 3dB (0.7V Video + 0.3V Sync )</p> <p>75 ohm black level: 300mV Sync-tip: 0V</p> <p>Resolution: VESA standard, ≤1920×1080p@60Hz</p>
<b>EXTInput</b>	<p>1</p> <p>DVI or SDI, Default standard DVI</p>
<b>AUDIO IN</b>	<p>Input x1, 3.5mm audio port</p>
<b>AUDIO OUT</b>	<p>Output x1, 3.5mm audio port</p>
<b>Network port Output</b>	<p>12-way network port output interface, connected to the acceptance card, total pixels 7.8 million, Widest 16000 dots, Highest 3840dots.</p>
<b>Square USB port (Type B)</b>	<p>Connect to the PC, debug the parameters of the sending card and receiving card, and program upgrades through HDSet software.</p>
<b>Wi-Fi</b>	<p>Support mobile phone APP for sending card, receiving card parameter debugging, program upgrade, etc.--- developing</p>

<b>Power interface</b>	100-240V~50/60Hz
<b>Whole machine power</b>	<=75W
<b>Weight</b>	<=3.6kg
<b>Size ( mm )</b>	Case size: (Length) 482mm* (width) 302.8mm* (hight) 65.5mm
<b>Machine case</b>	1.5U standard industrial chassis

Shenzhen Huidu Technology Co., Ltd

# Appearance

## Front panel



Interface Description	
1	Power Button
2	2.8" full-color LCD screen (320×240), display device menu information
3	<p><b>SOURCE Area</b>  <b>Input Source Select keypad</b>, 6 buttons [DVI] ~ [DP], 5 input source port selection buttons, corresponding to the input interface identification on the back panel.                      Among them: when you press BLACK and the BALCK LED indicator is on, the output is in a black screen state.</p>
4	<p><b>FUNCTION Area</b>                      [BRIGHT]: Quickly swap out the shortcut keys of the brightness adjustment menu.                      [FREEZE]: Shortcut key for screen freeze.                      [MODE]: Quickly pop up the preset mode call menu.                      [LOCK]: Quickly lock the keys to prevent miss operation.                      [PXP]: Quickly enter the dual picture layout menu.                      [REV]: reserved function keys.</p>
5	<p><b>WIN Area</b>                      [WIN1]- [WIN2]Button: You can select the opened screen 1~2 window, and the LED light indicates the currently selected window.</p>
6	<p><b>MENU Area</b>                      Short press the knob [OK] key: it means to enter the main menu or input confirmation.                      Turn the knob clockwise to increase or the next option, counterclockwise to decrease or the previous option.                      [GUIDE] key: can quickly switch out the "smart navigation" setting interface.                      Return key [ESC]: means to exit the current operation or option.</p>

## Rear Panel



### Output Port

LED1~LED12	12-way network port output interface, Connect to the LED screen receiving card
------------	--

### Input Port

EXT	Expansion input port, the default is DVI, HDMI or SDI can be selected
DVI	DVI port
HDMI	HDMI port
DP	DP port
VGA	VGA port

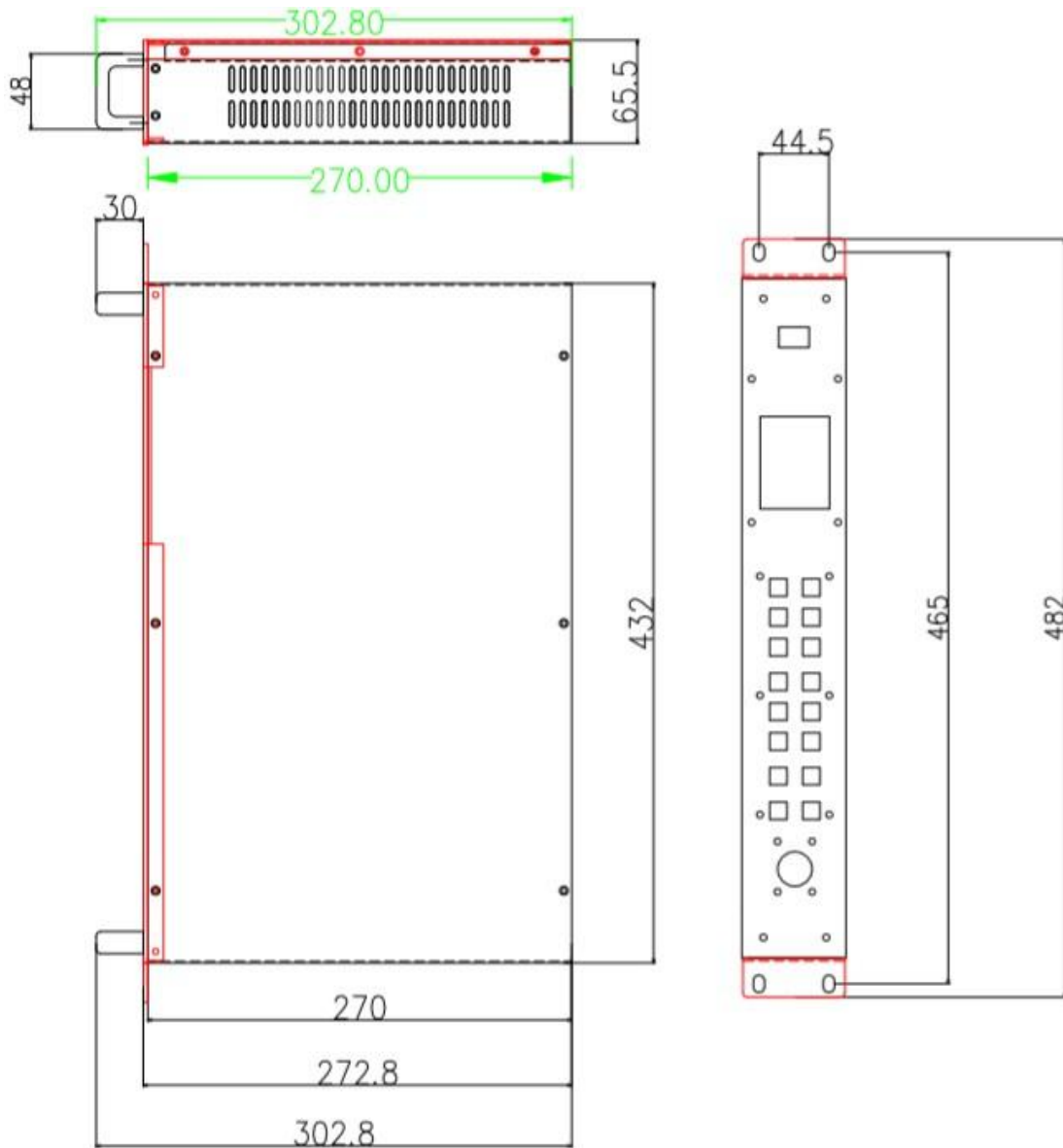
### Audio input and output

AUDIO_IN	Analog audio input port
AUDIO_OUT	Analog audio output port, selectable input source audio.

### CONTROL interface

COM	USB Control debugging interface
WIFI	WIFI Wireless control

# Dimensions



Shenz



## Technical Parameters

	Minimum	Typical value	Maximum
Rated voltage (V)	110VAC	220VAC C	240VAC
Storage temperature (°C)	-40	25	105
Working environment temperature (°C)	-10	25	45
Working environment humidity (%)	0.0	10	90

Shenzhen Huidu Technology Co., Ltd