

LED 300W Beam Moving Head



CE   IP20 LED  0.2m  t_a 40°C t_c 150°C

User Manual

Thank you for choosing our LED 300W moving head light. For your own safety, please read this manual before installing the device. This manual covers the important information on installation and applications. Please install and operate the fixture with following instructions. Meanwhile, please keep this manual well for future needs.

1. Safety Tips

To ensure your safety and correct use of lamps. Please read the following safety tips carefully before use to avoid unnecessary failures and injuries.

1. Non-professionals, do not disassemble the lamps and their accessories without authorization.
2. Rated voltage range: AC110V—120V/250Hz or AC200V—240V /50HZ (must be selected).
3. Do not irradiate the light beam on flammable objects, and keep a distance of at least 1M between the lamp and flammable objects.
4. The ambient temperature of the lamp: -15°C - 40°C , the highest temperature of the lamp surface is 40°C .
5. Keep the lamps away from liquid substances and humid environments.
6. Before using the lamp, make sure that the lamp is well grounded, and do not install or remove any parts of the lamp with power on.
7. When installing the lamps, the fixing screws must be fastened, with safety cables, and regular inspections.
8. It is recommended that the continuous working time of the lamp should not exceed 20 hours.
9. During use, if the lamp is abnormal, stop using the lamp in time.

2. Specification

Power consumption

- Input Voltage: AC90-260V 50/60Hz
- Power:500W

Lamp

- Main light use 300W WHITE LED,8000K
- 16 RGBW Cree LEDs for HALO Effect
- 20000 hours lifelong time

Optical

- Beam angle:3°
- Liner dim: 0-100%
- Strobe: 0-20s

Color wheel

- 1 color wheel: 7 wheels+Blank

Gobo Wheel

- 1 rotating gobo wheel: 7 changeable gobo wheel+1 blank
- 1 fixed gobo wheel: 8 fixed gobo wheel+1 blank

Prism

- A 16 prism and a honeycomb prism, can be superimposed, variable speed rotation

Frost

- Independent fog lens, soft light

Focus

- Electronic focusing: ultra-smoothly adjust the focus, adjust the sharpness of the pattern

Scan

- Driven by a three-phase motor, fast, quiet, with automatic error correction and reset
- Pan: 540°
- Tilt: 270°

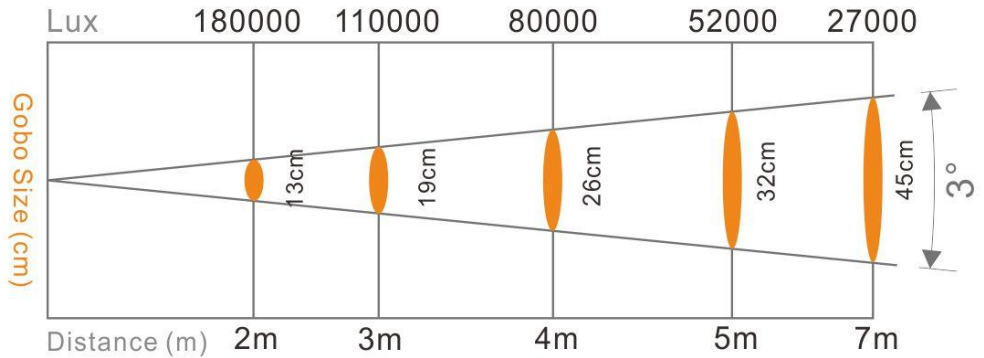
Cooling system

- Use powerful silent fan
- Temperature protection function: when the device temperature reaches 40, the fan starts to rotate, when the device reaches 70°

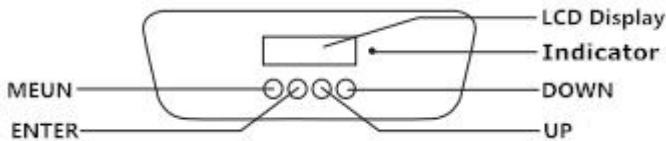
Control

- International standard DMX512 signal control connection
- Control channel mode 25/18CH
- Product size: 330(L)*230(W)*560(H)mm,
- Product weight: net weight: 15.7kg, gross weight: 20kg

3. Photometric data sheet

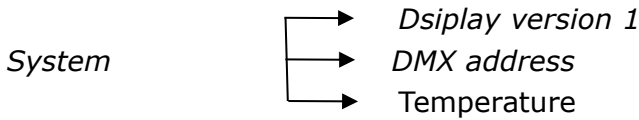
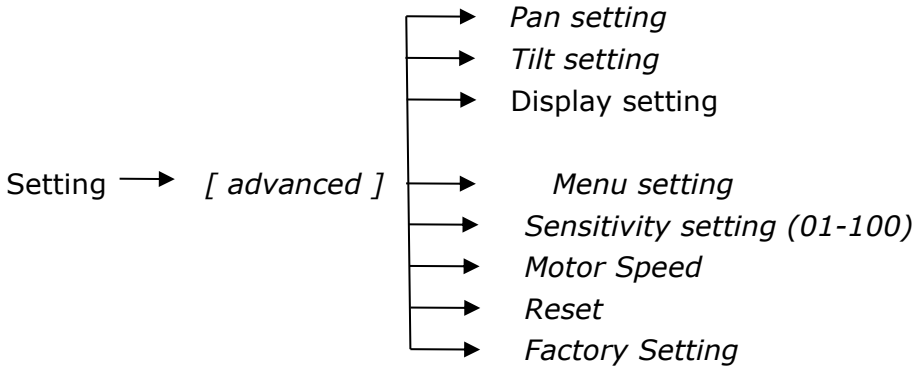
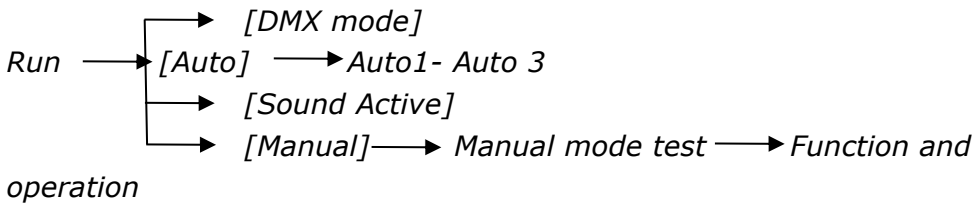


4. Menu Display instruction



Menu

Address setting → [set dmx address]



5. DMX Chnnel

6. 25/18 channels mode

25CH	18CH	Function	DMX Value	Movement details
CH1	CH1	Pan	0-255	Pan 0-540°
CH2	CH2	Pan fine	0-255	Pan Fine
CH3	CH3	Tilt	0-255	0-270°
CH4	CH4	Tilt fine	0-255	Tilt Fine
CH5	CH5	Pan Tilt Speed	0-255	From fast to slow

CH6	CH6	Dimmer	0-255	From dark to bright
CH7	CH7	Strobe	0-7	Turn on
			8-250	Strobe from slow to fast
CH8	CH8	Color	0-15	White
			16-31	Color 1
			32-47	Color 2
			48-63	Color 3
			64-79	Color 4
			80-95	Color 5
			96-111	Color 6
			112-127	Color 7
			128-191	CW from slow to fast
192-255	CCW from slow to fast			
CH9	CH9	Color effect	0-10	no
			11-209	Color fine
			210-255	Color dithering from slow to fast
CH10		Fixed Gobo wheel	0-6	white
			7-13	Gobo 1
			14-20	Gobo2
			21-27	Gobo 3
			28-34	Gobo 4
			35-41	Gobo 5
			42-48	Gobo 6
			49-55	Gobo 7

	CH10		56-63	Gobo 8
			64-70	Gobo8 Dithering
			71-77	Gobo 7 Dithering
			78-84	Gobo 6 Dithering
			85-91	Gobo5 Dithering
			92-98	Gobo4 Dithering
			99-105	Gobo3 Dithering
			106-112	Gobo 2 Dithering
			113-119	Gobo 1 Dithering
			120-127	white
			128-191	Clockwise,from slow to fast
			192-255	Counterclockwise,from slow to fast
CH11	CH11	Rotation wheel	0-15	white
			16-31	Gobo 1
			32-47	Gobo2
			48-63	Gobo 3
			64-79	Gobo 4
			80-95	Gobo 5
			96-111	Gobo 6
			112-127	Gobo 7
			128-191	Clockwise,from slow to fast
			192-255	Counterclockwise,from slow to fast
CH12		Gobo rotation	0-15	Gobo Rotation turn on
			16-95	Gobo rotate 0-250
			96-135	Gobo rotate 0-90

	CH12		136-155	Gobo rotate 0-250
			156-175	Gobo rotate 0-360
			176-215	Gobo rotate CW from slow to fast
			216-255	Gobo rotate CCW from slow to fast
CH13	CH13	Focus	0-255	Gobo hazy to clear
CH14	CH14	Prism 1	0-63	No react
			64-255	Prism in
CH15	CH15	Prism 2	0-63	No react
			64-255	Prism in
CH16	CH16	Prism rotate	0-15	Prism in
			16-95	Prism rotate 0-250
			96-135	Prism rotate 0-90
			136-155	Prism rotate 0-250
			156-175	Prism rotate 0-360
			176-215	Prism self-rotating CW from slow to fast
			216-255	Prism self-rotating CCW rotating from slow to fast
CH17	CH17	Frost	0-4	No function
			5-127	Frost from shallow to deep
			128-191	Frost shake
			192-255	Frost effect
CH18		LED Dimmer	0-255	From dark to bright
CH19		LED Strobe	0-24	Turn on
			25-64	from fast to slow
			65-69	Turn on
			70-84	Fast bright and faded from fast to

				slow
			85-89	Turn on
			90-104	Fast bright and faded from fast to slow
			105-109	Turn on
			110-124	Asynchronous strobe from fast to slow
			125-129	Turn on
			130-144	Asynchronous fast bright and faded from fast to slow
			145-149	Turn on
			150-164	Fast bright and faded from fast to slow
			165-169	Turn on
			170-184	Pulse strobe
			185-189	Turn on
			190-204	Asynchronous Pulse
			205-209	Turn on
			210-224	Fade away
			225-229	Turn on
			230-244	Pulse strobe
			245-255	Turn on
CH20		Head LED R	0-255	Dimming from dark to bright
CH21		Head LED G	0-255	Dimming from dark to bright
CH22		Head LED B	0-255	Dimming from dark to bright

CH23		Head LED W	0-255	Dimming from dark to bright
CH25		LED color changing faded	0-10	No function
			11-20	color 1
			21-30	color 2
			31-40	color 3
			41-50	color 4
			51-60	color 5
			61-70	color 6
			71-80	color 7
			81-90	color 8
			91-100	color 9
			101-110	color 10
			111-120	color 11
			121-130	color 12
			131-140	color 13
			141-150	color 14
			151-160	color 15
			161-170	color 16
171-180	Full color			
181-255	Color gradient from slow to fast			
CH25	CH18	Auto Run	0-7	No react
			8-131	Auto mode
			132-249	Sound control
			250-253	Reset

		254-255	No react
--	--	---------	----------

6、 After sale service

Our company has long provided customers with responsible technical advice.

If the product fails and needs to be repaired, please show the product warranty card and fill in the relevant content truthfully. At the same time, we also hope that the customer will promptly feedback the product problems to us, so that we can improve the product in the first time.

In addition to lamps, the following accessories can also be selected:

Accessories: Options: customer requirements



Warranty card

Customer

Selling Shop

Company:

Consign:

Add:

Tel:

Mob:

Note: The above blanks must be filled in and stamped truthfully by the end user and the point of sale, otherwise the warranty will not be granted.(Please see below for the warranty period and terms)

Warranty: 1 year since the date bought. (3) Failure or damage caused by force majeure;

Warranty terms: 1. Use this product under normal conditions during the warranty period (4) Failure or damage caused during transportation and unloading;

In the event of failure, you can present this (5) failure or damage caused by failure to follow the instructions for use based on the contents of this warranty clause;

Warranty card and purchase bill (copy), disassemble the product in the designated service center or (6) without the authorization of the manufacturer or non-professionals;

Manufacturers enjoy free maintenance services. (7) Due to the use of a control system that is not approved by the factory or not supported by the factory

2. During the repair period, paid repair services will be implemented in the following situations. Caused by the failure.

(1) A valid warranty card cannot be issued; (8) Consumables (light bulbs).

(2) Omissions, alterations, and no sales shop name on the warranty card;

Note: Based on our company's continuous product improvement, the data contained in this manual may change, and there will be no further notice of changes at that time. The company reserves the right to change the relevant specifications when the product is improved. sorry for the inconveniences caused.