

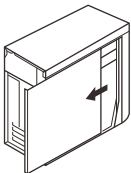
# Fanxiang

# SSD

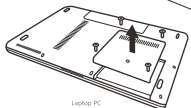
INSTALLATION GUIDE

EN

Please remove the outer casing of your computer




Desktop PC



Laptop PC

Please install the M.2 SSD properly and tighten the set screws



Desktop PC

\*According to manufacturer specifications to a suitable size M.2 SSD

2

Turn on the computer and install the operate system



Desktop PC



Laptop PC

\*Please make sure the SSD transfer mode is enabled in the BIOS and the alignment is recommended to get full play of SSD performance

3

\*Please visit [www.fanxiangssd.com](http://www.fanxiangssd.com) to learn more about fanxiang products

**[Important] Please read this book before use.**

This product is a precision instrument. As a precaution, be sure to regularly back up important data saved in this product to other storage media. We are not responsible for any damage or loss of stored data of this product or connected products. In addition, we can not repair, restore or duplicate the recorded contents. Note that if data can not be saved in this product for some reason, we can not take any responsibility for any reason.

## Warranty Service Items

Dear Customer:

Thanks for your concern and purchase of fanxiang product. If any issues occurred during your utilization, please contact our fanxiang accessories customer support from the purchase history at any time and we will respond immediately.  
(Our E-mail: [support@fanxiangssd.com](mailto:support@fanxiangssd.com))

We comply with Guarantees determined by relevant quality INSPECTION & SUPERVISION regulators to guarantee clients a five-year warranty.

## For your safety

This section describes precautions to prevent harm to users and property damage and to ensure safe and correct use.

Please be sure to observe the described items when using.

## Warning

- If you hear thunder, please do not touch the product. It may cause electric shock.
- If it is in failure or abnormality, please don't connect. Continued use may cause fire, electric shock, or malfunction. If this product has a malfunction or abnormality, be sure to remove it from the connected equipment.
- Before installing, removing, or moving this product, make sure to turn off the power to the connected devices and peripheral devices, and unplug the power cord from the outlet. Failure to disconnect the power cord may cause electric shock.
- If you notice smoke, strange odors, or sounds, stop using the product immediately. Continued use of the product may cause fire, electric shock, or malfunction.
- Do not use it near carpets, sponges, corrugated cardboard, Styrofoam, etc., that have high heat retention and moisture retention. It may cause a fire.

## Precautions when using

- When using this product, do not turn off the power or reset it. It may cause malfunction or data loss.

- You may not be able to put the disk in standby mode, resume or suspend the disk.
- If you have changed the settings of your computer's BIOS, restore the settings of your computer's BIOS before installing the OS. If you do not restore the settings of your computer's BIOS, you may not be able to install the OS.
- Please do not use pliers to remove the cable when replacing the product. It may damage the mounting part.
- We do not guarantee PC damage, damage or malfunction due to installation or disassembly. Please pay attention!

## Precautions when transferring/dispersing

- Use data deletion software to thoroughly erase the data. To prevent issues like information leakage, we recommend using specialized data erasure software and services.
- When disposing of this product, follow the regulations of the local government.

## Five-year Warranty Service

If any quality issues occur within five years after purchase, which are not caused by man-made reason, we will offer you three types of warranty services to compensate for your losses. Please contact our fanxiang accessories and customer support from the purchase history at any time and we will respond immediately.

## Warranty instructions

We declare that the warranty conditions for fanxiang SSDs must conform to the lists below.

1. The warranty is five years based on the serial number (S/N) printed on the product label.
2. Accessories, such as instruction books, are not included in the warranty service.

## The situations not included in warranty service.

- Normal SSD without malfunction;
- Out of the expiration date;
- Improper use caused physical damage, like the SATA interface or external parts were broken, even the PCB burned;
- The bar code is altered, lost or indistinct identification;
- Damaged by man-made reason or improper use; Damaged by irresistible external forces, such as flood, fire, lightning stroke, etc;
- Products can not be recovered by your own or the third party actions of disassembling or replaced some of the product components.

Notice: We reserve all rights to provide the final explanation for the identification of a faulty SSD and the warranty items mentioned above.

SHENZHEN FANXIANG INFO TECH CO.,LTD

Add: Shenzhen, China  
Web: [www.fanxiangssd.com](http://www.fanxiangssd.com)  
Made in China

# Fanxiang

SHENZHEN FANXIANG INFO TECH CO.,LTD

Add: Shenzhen, China  
Web: [www.fanxiangssd.com](http://www.fanxiangssd.com)

Made in China

