


Dynalink

androidtv



Dynalink TV Box

4K HDR Streaming Media Player



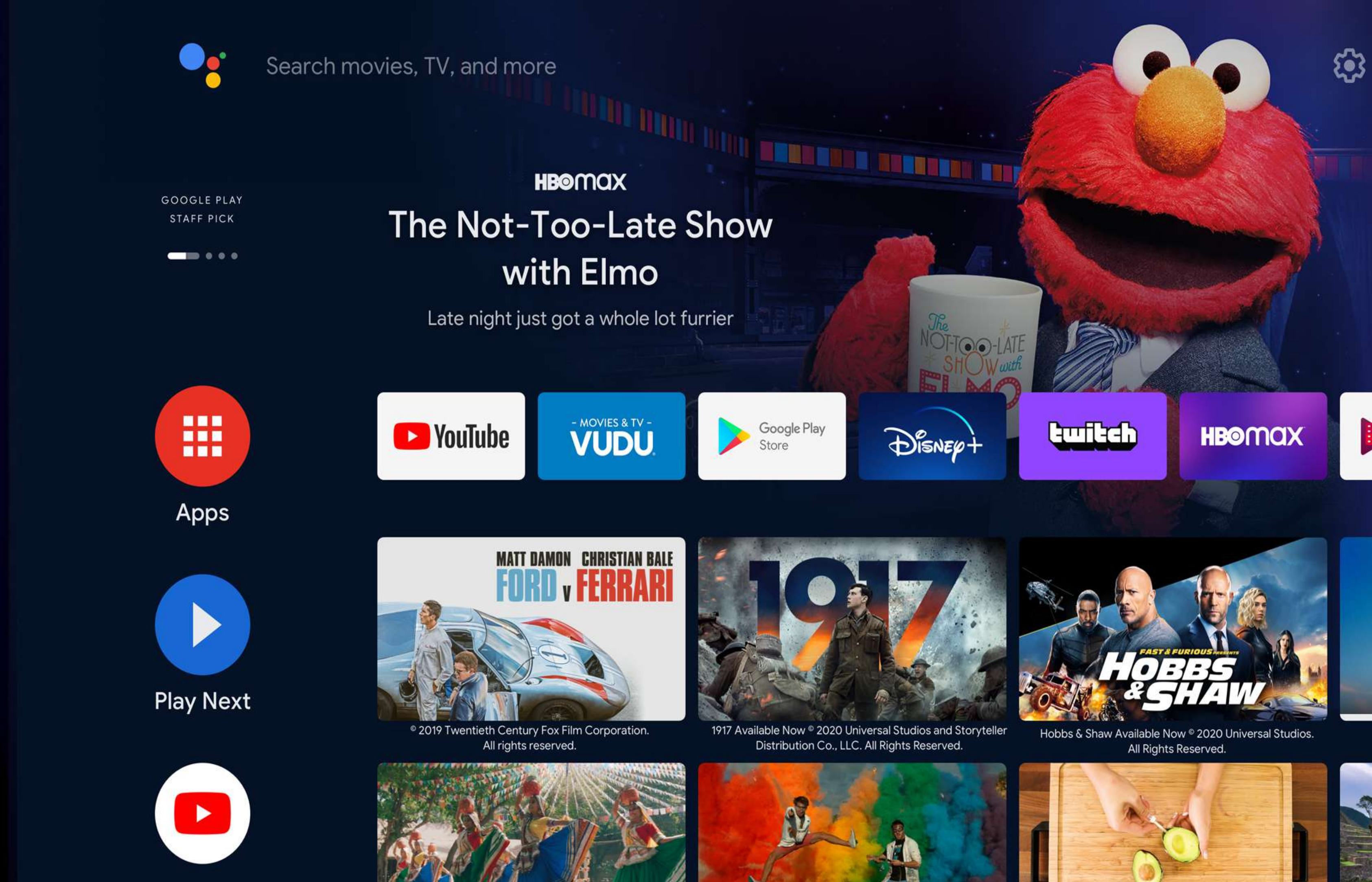
androidtv

Android TV gives you a smarter, easier way to get more from your TV.

Perfect for home entertainment, home theater, business use, and more.




 Chromecast built-in  Dolby Audio






700,000+* movies and shows Endless entertainment

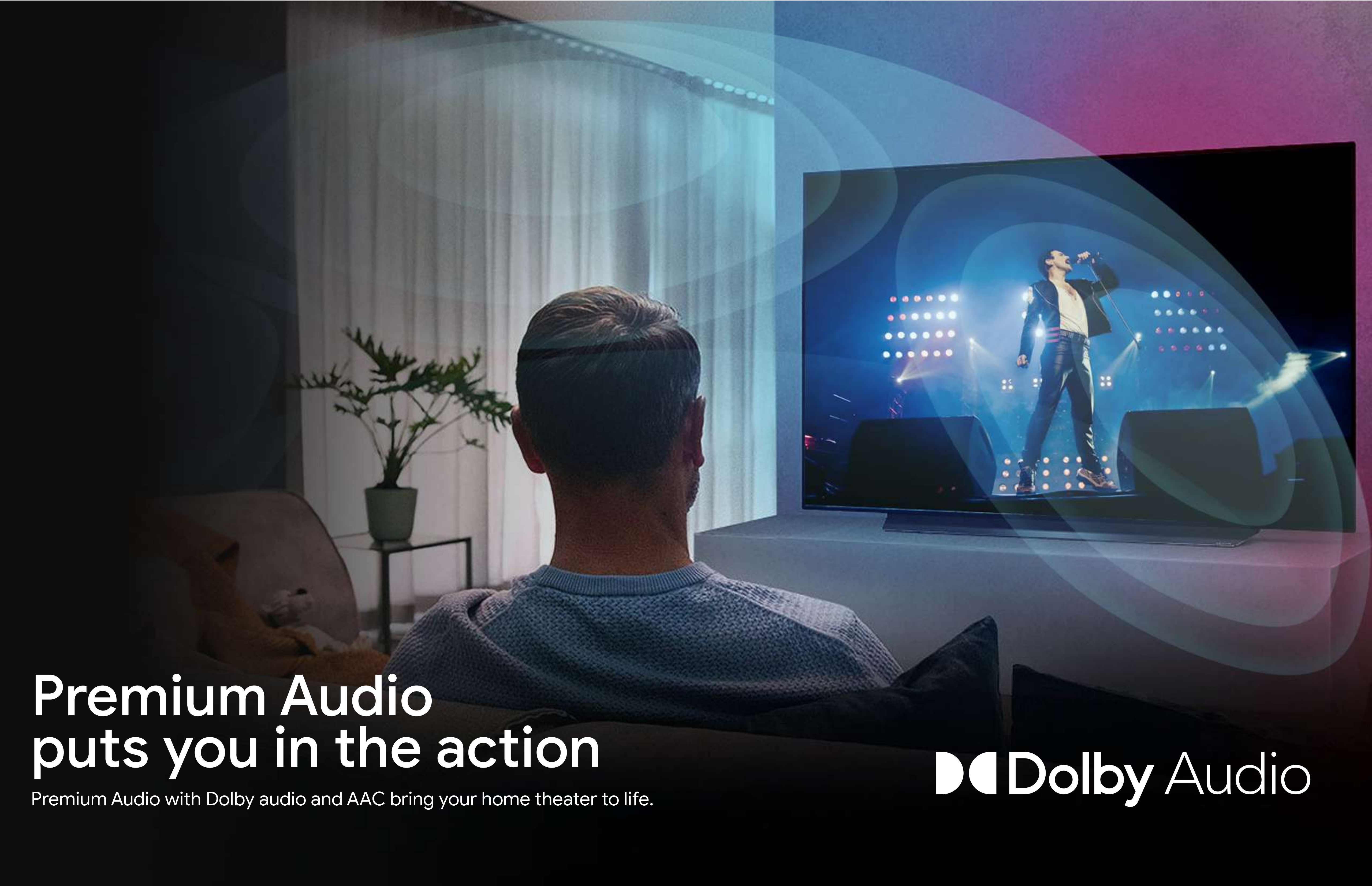
Access 700,000+* movies and shows, play music and games, cast from any device onto your TV, and add the apps you use most —all with the Dynalink Android TV box.



High Clarity 4K HDR

Supports 4K HDR resolution experience clarity and smoothness like never before.






Premium Audio puts you in the action

Premium Audio with Dolby audio and AAC bring your home theater to life.

 **Dolby** Audio

Requires an Assistant-enabled device.

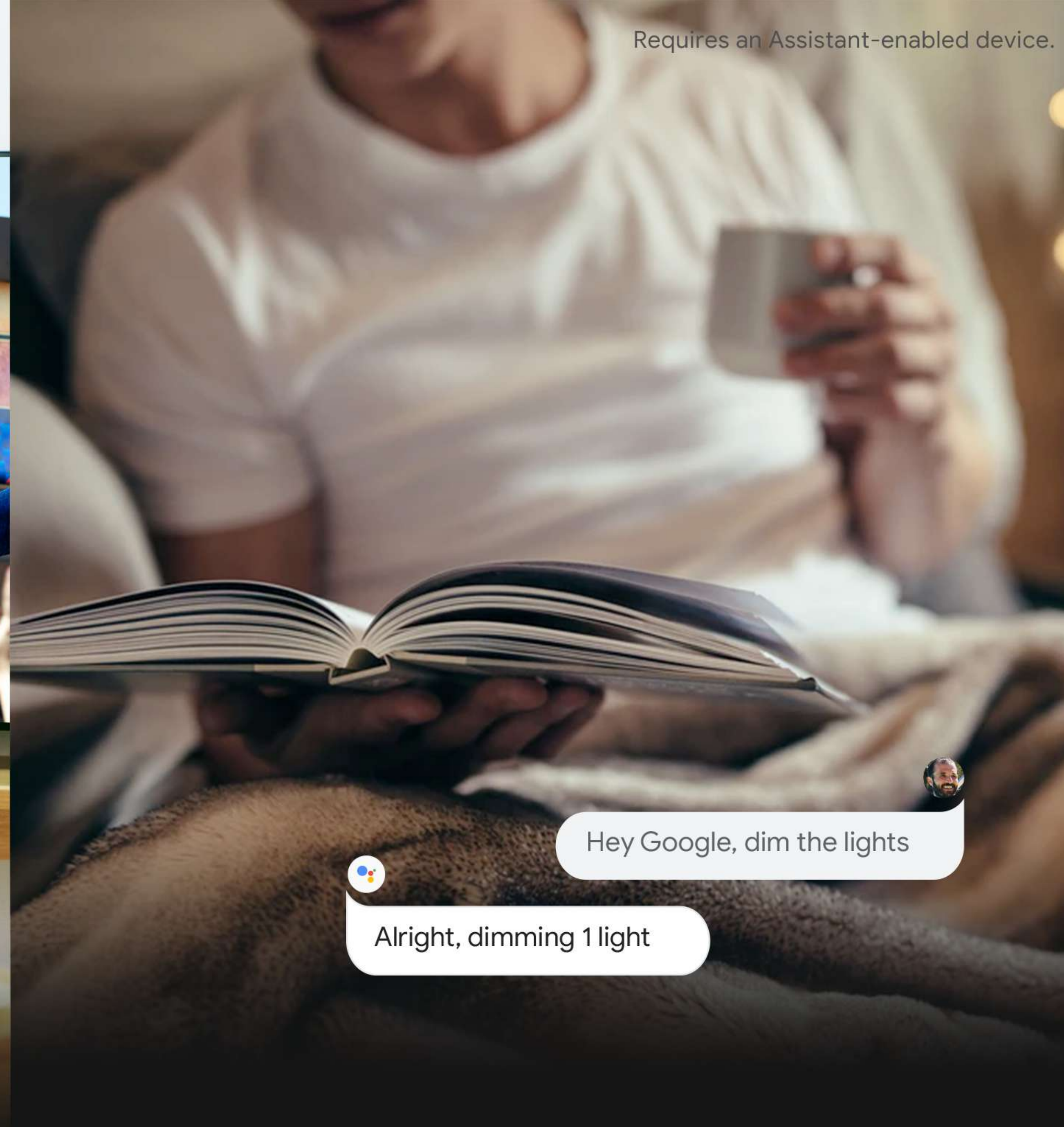


Hey Google, play The Boys
on Prime Video

Ok, playing The Boys on Prime Video

Hey Google, turn up the volume

Sure, turning up the volume



Hey Google, dim the lights

Alright, dimming 1 light

Voice Control that Does It All

Built-In Google Assistant and in Apps voice search. Search for photos, check the weather, set an alarm. Life should be simple.

A better way to get video,
music and games to your TV.




 **Chromecast built-in**

Use your mobile device to stream your favorite shows, movies, music, sports, games, and more to the big screen.




High Performance


More storage capacity allows you to install more apps and games with better performance and stability.



Quad-core CPU



3+2-core GPU



2GB DDR3 RAM



eMMC 8GB Flash




Easy to use

Easily connects to a portable or shared hard drive. Play your favorite movies, music, games and more



WIFI 2.4GHz/5GHz

Download and transfer HD video and large data files quickly and easily



HDMI 2.1

Enjoy high resolution video and high bitrate audio playback with superior reliability



Bluetooth 4.2

Wirelessly connect game controllers, headphones, speakers, and other Bluetooth-enabled devices

Get up and running in 3 simple steps



1. Attach Dynalink TV Box to TV
(Power on your TV and device)



2. Connect to internet



3. Start streaming

Check out how Dynalink TV Box compares

| Comparison Chart | | | | |
|---|-------------------------------------|-------------------------------------|-----------------------------------|-------------------|
| | Dynalink TV Box | Roku Ultra | Chromecast Ultra | Amazon Fire Stick |
| OS | AndriodTV 10 | Roku OS | - | Fire OS |
| Voice remote | ✓ | ✓ | × | ✓ |
| Google Assistant Built-in | ✓ | × | ✓ | × |
| Control smart home devices ¹ | ✓ | × | × | ✓ |
| Dolby Atmos | ✓ | ✓ | × | ✓ |
| Storage | 8GB | 512MB | n/a | 8GB |
| RAM | 2GB | 1GB | 256MB | 1.5GB |
| 4K/HDR | ✓ | ✓ | ✓ | ✓ |
| HDMI Consumer Electronics Control(CEC) | ✓ | × | × | × |
| Bluetooth | 4.2 | - | 4.1 | 5.0+LE |
| Networks | 802.11a/b/g/n/ac (2.4 GHz/5 GHz) | 802.11ac MIMO dual-band wireless | 802.11ac Wi-Fi (2.4 GHz/5 GHz) | 802.11a/b/g/n/ac |

¹Requires compatible smart device.