


# LED emergency driver YH11B-05WL



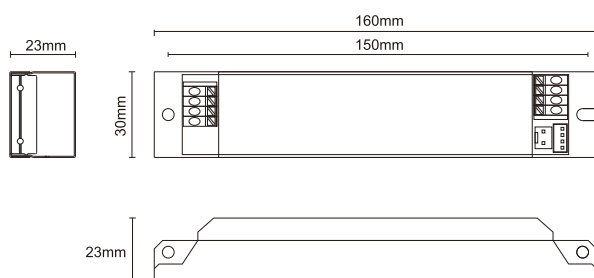
## Product description

- Suit for 6W to 100W lamp with external led driver.
- Used with LiFePO4battery.
- 25-52VDC,60-300VDC output.
- LED emergency converter that can transfer standard LED fitting into emergency LED fitting.
- Accessory test switch and charge indicator.

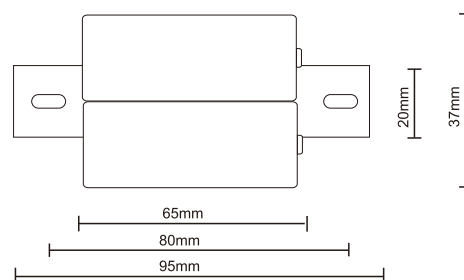
## Applications

- UL Listed for dry/damp locations.
- For use on a wide range of LED fittings to convert them from standard to emergency fitting.
- Additional Relay that can control standard LED driver.
- Deep discharge protection.
- IP20 protection.
- Not intended for use in luminaries for high-risk task area lighting.

## Dimensions



**Emergency driver**



**Battery pack**

## Ordering data

Model No. :	Input voltage	Output voltage/power (Emergency mode)	Battery pack	Duration (E. M mode)
YH11B-05WL-55	100-277Vac 50-60Hz	25-52V 5W LVLE	LiFePO4 6. 4V, 1. 6Ah, 10. 24Wh	90minutes
YH11B-05WL-300	100-277Vac 50-60Hz	60-300V 5W	LiFePO4 6. 4V, 1. 6Ah, 10. 24Wh	90minutes

# LED emergency driver YH11B-05WL

## Technical data

Item	Data
Rated input voltage	100-277VAC,50/60Hz
Input current	10-50mA
Input power	<4W
Power factor	>0.50
Output wire L-out N-out (LED load input )	AC 1.5A Max
Output voltage range	DC25-52V,57V max;DC60-300V,330Vmax
Output voltage(emergency mode)	5W Max
Battery pack voltage/capacity	LiFePO4 6.4V 1.6Ah, 10.24Wh;
Recharge current	0-250mA
Recharge time	24hours
Discharge time	90 minutes
Max. casing temperature tc	70°C
Service life	50000 hours
RFI/EMI	FCC

## Protections:

- Input over current protection.
- Output over voltage protection.
- Output under current protection.
- Output short circuit protection.

## Test switch

- Emergency conversion Kit will go into emergency mode if test switch is pressed when main supply is on, while it will go into charging mode if test switch is not pressed.
- In emergency mode, press the test switch for 3 seconds to turn off the current emergency state.

## LED indicator

- Red stable: charging mode or charging full
- Red off: main power off for discharging mode

## CAUTION:

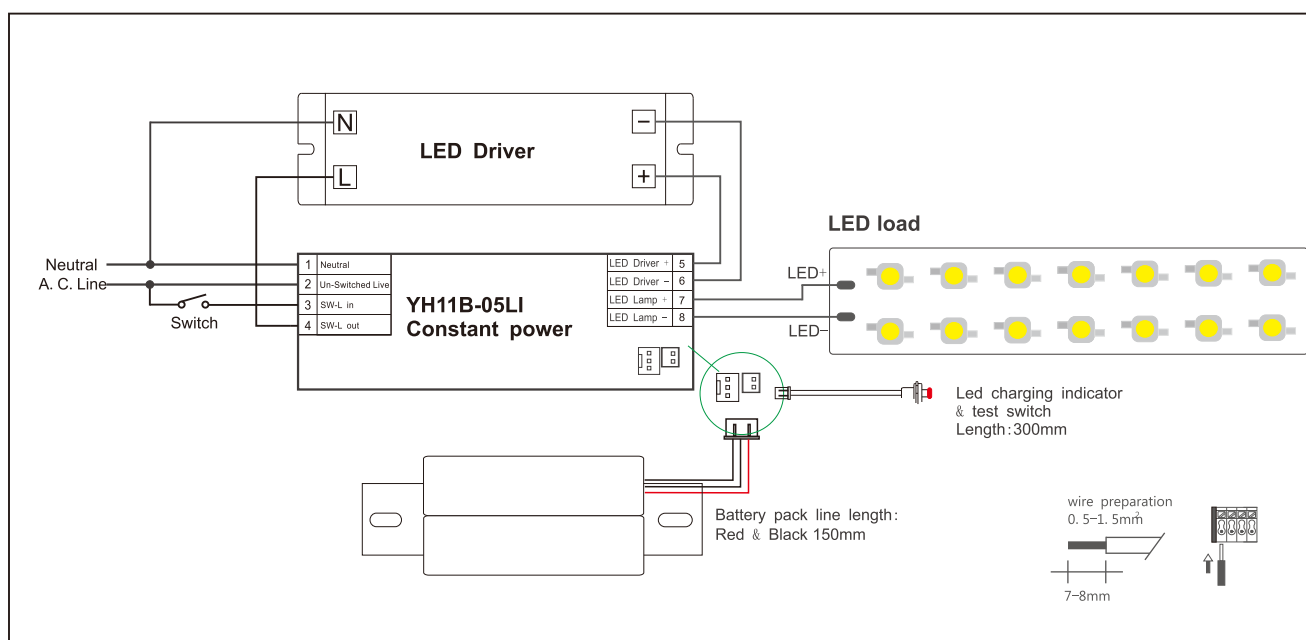
- **DO NOT USE OUTDOORS.**
- DO NOT MOUNT NEAR GAS OR ELECTRONIC HEATERS.
- EQUIPMENT SHOULD BE MOUNTED IN LOCATIONS AND AT HEIGHTS WHERE IT WILL NOT BE SUBJECTED TO TAMPERING BY UNAUTHORIZED PERSONNEL.
- THE USE OF ACCESSORY EQUIPMENT NOT RECOMMENDED BY THE MANUFACTURER MAY CAUSE AN UNSAFE CONDITION.
- DO NOT USE THIS EQUIPMENT FOR OTHER THAN ITS INTENDED USE.
- Use with grounded, UL Listed, damp location rated fixtures and case should be grounding.
- The equipment is intended for ordinary locations and for permanent installation into one or more Listed emergency luminaires.

# LED emergency driver YH11B-05WL



## Installation instruction:

- Please install this product properly by the licensed electrician.
- Surface mounting and suspending mounting are available.
- It is only used for <100W lighting fixtures.
- Please check and confirm all the data and usage surrounding before installation.
- Damp or wet location installation is NO.
- This item could be used in the sealed fixtures or installed open area of the fixtures.
- Please keep it away from the flammable materials with a place of good heat dissipation.
- Please charge the battery consistently for >24 hours for the first time usage so as to activate the whole battery cells of discharging/charging duration.

## Wiring diagram



## LED indicator status

	Off: Battery disconnected or mains supply not disconnected
	Green stable: Battery charging or fully charged

**Test switch** Emergency conversion Kit will go into emergency mode if test switch is pressed when main supply is on, while it will go into charging mode if test switch is not pressed.  
**LED indicator** It can reflect charging or not charging. LED charging monitor will be light if battery is connected while it will be off without battery connecting.

## LED emergency driver YH11B-05WL

### Maintenance:

- Please turn off the main power every 3 months, so as to let the battery operate a charging/discharging circle. This will help make battery sustain a longer lifetime.
- Please check the emergency function with the push test button.
- Battery capacity is >60% when factory deliver goods, so it could be consistently stocked for Max 12 months.

### Notes :

Users are not suggested replacing the batteries by themselves. If needed, please use the nominated batteries pack by the manufacturer and contact with us for the instructions of maintenance.

### Warranty

- Warranty 5 years.
- Except for the following circumstances:
  - 1) Improper installation or operation.
  - 2) Misuse.
  - 3) Abuse.
  - 4) Unauthorized or improper repair alteration.
  - 5) Accident or negligence in use, storage, transportation.
  - 6) Any natural acts.