

LED Football Full Cut-Off Wall Pack Series

Wattages: 45W, 70W


LED Football Full Cut-Off Wall Pack series can be widely used in indoor or outdoor lighting (wet location). Ideal for mechanical or electronic processing workshops, storage warehouses, steel mills, gas stations, toll booth, waiting rooms, the platforms of railway station, indoor stadiums.



FEATURES

- Lumileds LED, high luminous efficiency and long working life.
- High efficiency LED Driver, the wide range input voltage AC120-277V.
- Excellent optics design, greatly improve the light utilization and evenness.
- Photocell control available (standard)
- 1-10V Dimming.

Die-cast aluminum cooling design, high quality and better cooling for LED Tj < 85°C.

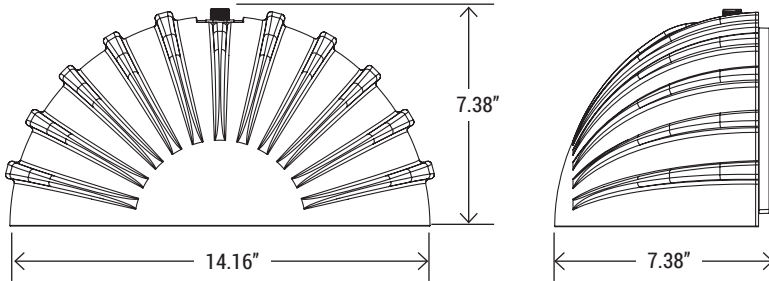


SPECIFICATION		
WATTAGE	45W	70W
LUMEN	6300 lm	9446 lm
EFFICACY	140 lm/W	135 lm/W
CCT	4000K, 5000K	
CRI	70	
INPUT VOLTAGE	120-277V	
POWER FACTOR	0.95	
DRIVER EFFICACY	90%	
DIMMING	1-10V Dimming	
LIGHT ANGLE	81.3°	
LIFE SPAN	75,000 hrs	
WORKING TEMPERATURE	-22°F ~ 113°F	
STORAGE TEMPERATURE	-40°F ~ 176°F	
OUTDOOR RATING	Wet location	
CABLE	Input Connect, 0.3 m	
WARRANTY	5 year limited	

LED Football Full Cut-Off Wall Pack Series


Wattages: 45W, 70W

DIMENSION



WATTAGE	45W
NT. WEIGHT	7.7 lbs
BOX DIM.	14.96" x 7.68" x 7.87"
WATTAGE	70W
NT. WEIGHT	8 lbs
BOX DIM.	14.96" x 7.68" x 7.87"

EMERGENCY BACK-UP (SOLD SEPARATELY)



WSD-EMS8W27-XX
8W Emergency Backup Battery
LED Driver

WSD-EMS15W27-XX
15W Emergency Backup Battery
LED Driver

WSD-EMS20W27-XX
20W Emergency Backup Battery
LED Driver

Control Module



PHOTOCELL(Standard)

ORDERING INFORMATION

EXAMPLE:

WSD-BWP07W27-50K-D-P-G2

WSD	BWP	07W	27	50K	D	P
COMPANY	PRODUCT	WATTAGE	VOLTAGE	CCT	FINISH	CONTROL
WSD LED INC	BWP Football Full Cut-Off Wall Pack	45W - (45W) 07W - (70W)	27 (AC120-277V)	40K - (4000K) 50K - (5000K)	D - (Dark Bronze) W - (White) B - (Black) S - (Silver)	P - (Photocell)

LED Football Full Cut-Off Wall Pack Series

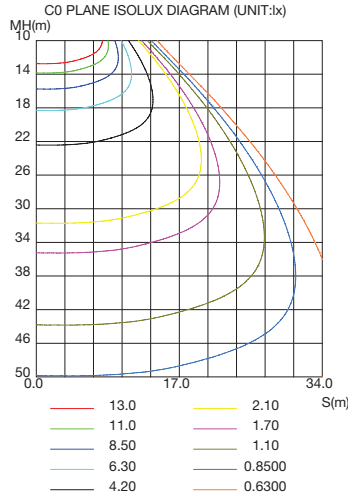
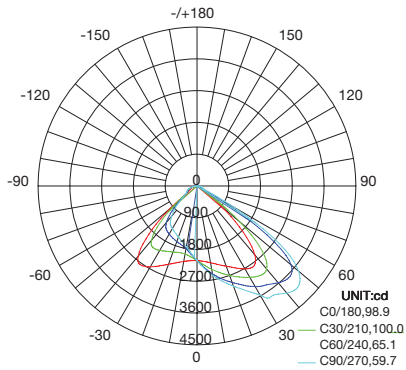
Wattages: 45W, 70W

PHOTOMETRICS

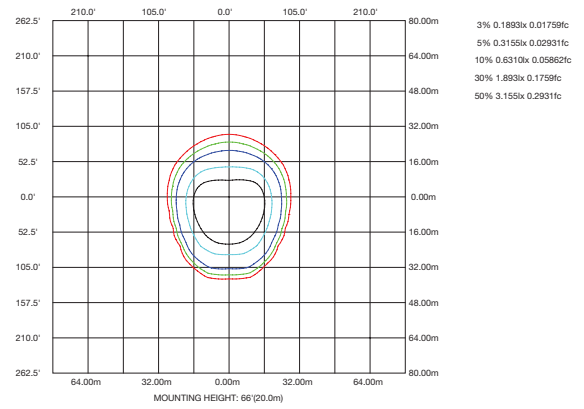
For complete IES files, please visit our website.

WSD-BWP-45W27-50K-D-G2

LUMINOUS INTENSITY DISTRIBUTION DIAGRAM

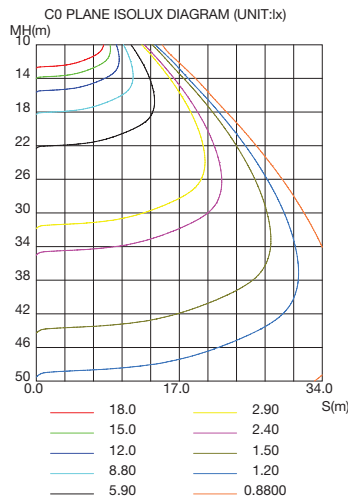
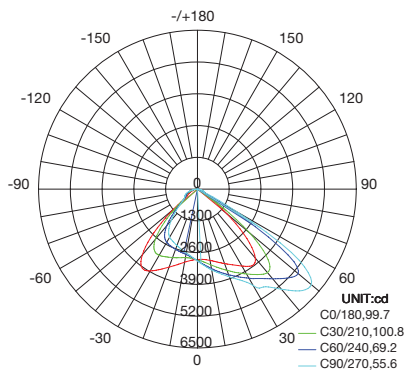


ISOLUX DIAGRAM



WSD-BWP-07W27-50K-D-G2

LUMINOUS INTENSITY DISTRIBUTION DIAGRAM



ISOLUX DIAGRAM

