

# ELECTRIC KETTLE

JEK-1015



Offacy

# THANK YOU FOR YOUR PURCHASE!

Contact our support team by Email:

**[support@offacy.com](mailto:support@offacy.com)**

Phone: +1 833 322 0189 (US) Mon-Fri 9 am – 5 pm (PST)

## ON BEHALF OF ALL OF US HAPPY BREWING!

# SPECIFICATIONS

Thank you for purchasing the Intasting Cool Touch Electric Tea Kettle. Please read this manual carefully and keep it for future reference. If you need any assistance, please contact our support team with your product model number and Amazon order number.

Product name	Electric Kettle
Model	JEK-1015
Dimensions ( in )	9.0 × 7.2 × 10.4 inches
Capacity	1.5L
Power (Wattage)	1200W
Voltage (V)	120V
Frequence (Hz))	60Hz

# PACKAGE CONTENTS

1× Electric Kettle    1× User manual    1× Power Base

# IMPORTANT SAFETY INFORMATION

**IMPORTANT:** Please read, understand, and comply with all of the instructions provided in this manual before using the device. Failure to comply with the instructions given in this manual or using the device not mentioned in this manual may cause serious personal injury or equipment damage.

# GENERAL SAFETY

- Do not touch hot surfaces. Use handle. Do not touch the base or metal walls of the kettle during or immediately after operation.
- Do not fill the kettle above the “MAX” line. This may cause water to boil over and may cause scalding.
- Closely supervise children near the kettle. Do not allow children to use or play with this kettle.
- Do not immerse the kettle, base, cord, or plug in water or other liquids.
- Unplug the kettle when it is not being used and before cleaning. This will avoid electric shock and

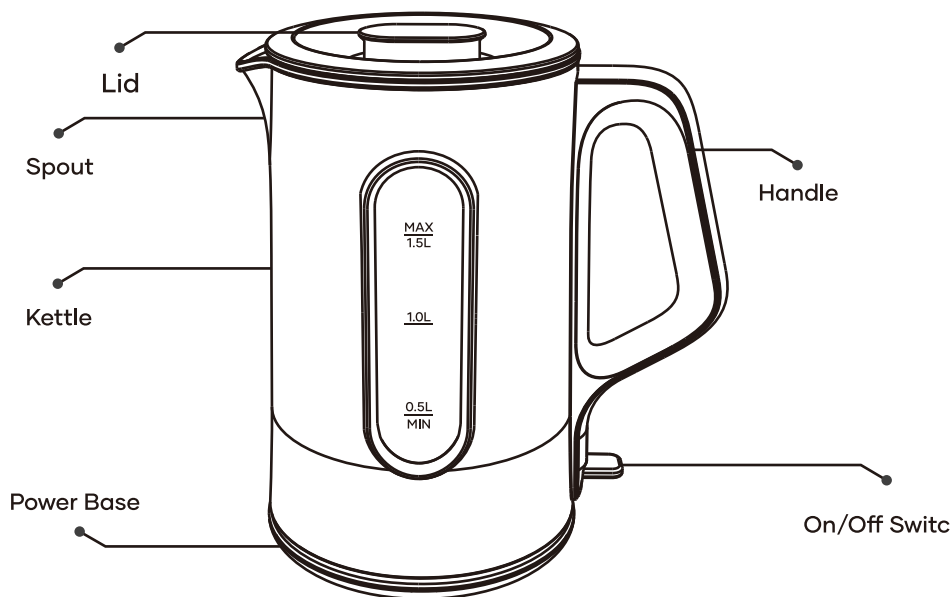
prevent moisture from causing a short circuit in the power base while it is plugged in.

- Do not use outdoors.
- Place the kettle on a dry, flat surface. Do not place the kettle on or near heat sources such as stove tops, ovens, radiators, etc.
- Do not turn on the kettle while the lid is open.
- Always make sure the lid is closed while the kettle is operating.
- Do not cover the spout opening while the kettle is operating.
- Only use the kettle as directed in this manual.
- Household use only.

### **Plug and Cord**

- Do not let the cord (or any extension cord) hang over the edge of a table or counter.
- Do not allow the cord to touch hot surfaces.
- This kettle uses a short power-supply cord to reduce the risk of entangling or tripping. Use extension cords with care.

## **GETTING TO KNOW YOUR COOL TOUCH ELECTRIC TEA KETTLE**



# USING YOUR COOL TOUCH ELECTRIC

## Before First Use Please do water test

### CAUTION!

Do not use the kettle if it is damaged. Contact Customer Support to replace your kettle .

Perform the Water Test before using your kettle to make sure it's working properly. Do not drink the water that is boiled during this initial test.

1. Remove all parts from the package and carefully inspect each part.
2. Completely unravel the power cable and place the power base on a flat, level surface.
3. Press the Lid Release Button to open the lid. [Figure 1]
4. Fill the kettle with water to the "MAX" line, then close the lid. [Figure 1.2] Place the kettle onto the power base. Plug in.
5. Press the On/Off Switch. The blue indicator light will turn on. [Figure 1.3]
6. The kettle will automatically turn off once it has finished boiling the water. Allow it to cool for at least 5 minutes, then pour out the water.

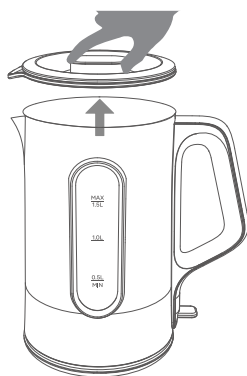


Figure 1



Figure 1.2



Figure 1.3

## Use your Cool touch electric kettle --Boiling Water

Do not boil other liquids in this kettle. This kettle should only be used for boiling water.

1. Open the lid of the electric kettle.
2. Fill the kettle to the desired level. Do not fill above the "MAX" line. [Figure 2.1]
3. Close the lid and place the kettle onto the power base. Plug in. [Figure 2.2]
4. Press the On/Off Switch. The orange indicator light will turn on. [Figure 2.3]
5. The kettle will automatically turn off once it has finished boiling the water.



Figure 2.1

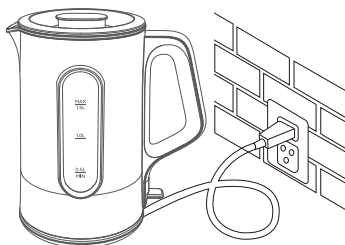


Figure 2.2




Figure 2.3

## CARE AND MAINTENANCE

### Descaling the Kettle

You should descale the kettle at least once a week if you use it frequently. Descaling removes any mineral deposits that have built up inside the kettle. Always descale the kettle after it has been stored for long periods of time and before storing it.

1. Fill the kettle with 1 cup of distilled vinegar or lemon juice and 2 cups of water (1:2 ratio).
2. Boil the mixture, then let it soak in the kettle for 2 hours.
3. Pour out the solution, then wipe the limescale away with a cloth or non-abrasive sponge.
4. Rinse the kettle with clean water, and dry with a soft cloth.
5. Repeat as needed.

# WARRANTY

**Offacy** provides a Two-year product warranty from the date of purchase for all our products. We will take care of all quality-related issues with a REPLACEMENT or FULL REFUND including any return shipping costs. If your product is defective and under warranty, please contact us at Email: support@intasting.com

Please carefully follow our warranty process to minimize any delays:

1. Note the product model name. It can be found on a sticker located underneath or on the back of the product
2. Provide order number for a purchase made through Amazon.

Typical turn around time to address Warranty claims is 10 business days, depending on your geographical location and type of damage or Warranty claim.

This warranty does not apply to the following:

- Damage due to abuse, accident, alteration, misuse, tampering, or vandalism.
- Improper or inadequate maintenance.
- Damage in return transit.
- Unsupervised use by children under 18 years of age.

**Offacy** and its subsidiaries assume no liability for damage caused by the use of the product other than for its intended use or as instructed in the user manual. Some states do not allow this exclusion or limitation of incidental or consequential losses so the foregoing disclaimer may not apply to you. This warranty gives you specific legal rights and you may also have other rights which may vary from state to state.

**ALL EXPRESSED AND IMPLIED WARRANTIES, INCLUDING THE WARRANTY OF MERCHANTABILITY, ARE LIMITED TO THE PERIOD OF THE LIMITED WARRANTY.**

# CUSTOMER SUPPORT

Any issues or questions regarding your new product , please feel free to contact us.

**Email : support@intasting.com**

**Phone: +1 833 721 2799 (US) Mon-Fri 9 am – 5 pm (PST)**

\*Please have your order number ready before contacting Customer Support

# NEED HELP? TALK TO US!

## CUSTOMER SUPPORT

---

Phone: +1 833 322 0189 (US) Mon-Fri 9 am – 5 pm (PST)

**support@offacy.com**

24-Months Warranty

### Manufacturer

**PAPA4LESS INC LIMITED**

Unit 616 6/F

KAM TEEM INDUSTRIAL BUILDING

135 CONNAUGHT RD WEST , SAI WAN , HK

Designed by Offacy in California, Made in China

