


100W SOLAR PANEL

User's Manual

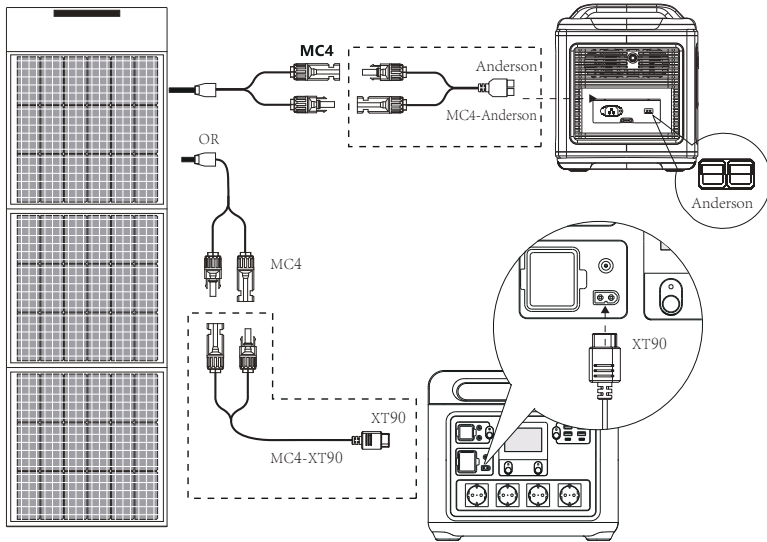


Model: AF-S100

For more information
please contact us by E-mail:

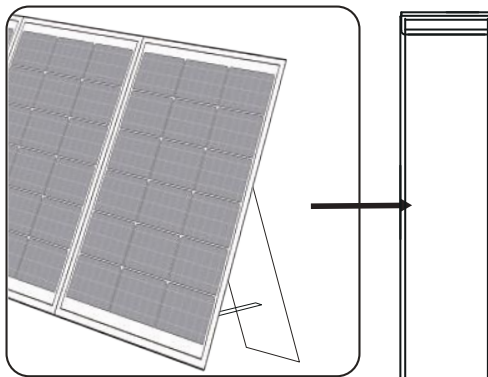
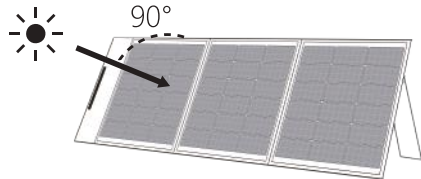
E-mail: support@aferiy.com

How To Charge



Adjust Angle

☀️ To harvest solar energy most efficiently, try to ensure that the sun's rays hit the panel +90° is acceptable and that the panel is not shaded.



Technical Details:

Model:	AF-S100
Peak Power(Pm):	100W
Cell Type:	MONO CELL
Solar Cell Lamination:	MWT
Cell Efficiency:	22%~23%
Voltage at Max Power(Vmp):	19.8V
Current at Max Power(Imp):	5.05A
Operating Temperature:	-10°C ~60°C
Best Working Temperature:	25°C
Folding Number:	3
Dimension(unfolded):	545*1320mm/21.4*51.9inch
Dimension(folded):	370*545mm/14.6*21.4inch
Weight:	2.5kg/5.5lb

Safety Tips:

- Do not bend the solar panel.
- Do not soak the solar panel into water or any other liquid.
- Do not use or store this solar panel near fire or heater.
- Do not scratch the solar panel with sharp objects.
- Do not disassemble the solar panel by yourself.
- Do not put corrosive substance on this solar panel.
- Ensure shade from trees, buildings, and any other obstructions do not block sunlight while using the panels.
- Do not use this product as a children's toy.
- Please note that the solar panel may be damaged by falling or impact.
- During recharging, keep your portable power station away from heat and direct sunlight to extend its life span.



FAQ(Frequently Asked Questions)

Q: The compatibility of the solar panel.

⚙️ **Tips:** To confirm the solar panel's compatibility with 3rd-party devices, please consult the seller.

Q: What factors may affect the solar conversion rate?

1. The weather condition.
2. Working environment temperature.
3. The angle from the panels to sunlight.

Q: How to decide the number of panels required to recharge?

1. The output power of solar panels should fit the recommended voltage.
2. The max open circuit voltage is not able to exceed in the max input voltage of power station.
3. The gross output current of solar panels should be between the recommended working voltage.

⚠ **When using multiple solar panels in series or parallel, please make sure that the accumulated maximum voltage and current of the solar panels does not exceed in the maximum voltage and current of the power station.**

Customize your carefree After-sales service



+



If there is a problem with the product with in 24 months from the order date, the same new product will be replaced promptly after confirmation. In addition, for members of AFERIY's official online store the usual 24-month product warranty will be automatically extended to 36 months.

How can I join?

How to use:

Step1: Please fill in warranty card.

Step2: Please take the warranty card picture

Step3: Please email the picture to: support@afery.com

Warranty Card

This document promises to perform free repair according to the following warranty provisions if a failure occurs within the following period from the date of purchase.

Product name / Product model:			
※ Date of purchase			Warranty period
	Year	Month	Day
			From date of purchase: 2 4 months
User Info	Name		SN No.:
	※ Email:		
	Telephone() -		
Order Info	Amazon user ID:		
	※ Order number:		

SN number on the product

Caution: ※Please be sure to fill in the marked fields and hand them over. If you do not fill in, you may not receive free repair.

Warranty Policies

1-If the product breaks down or is damaged in normal use according to the precautionary statements such as the instruction manual and the label attached to the main unit, we will repair or replace it free of charge.

2-If you want to receive free repair due to malfunction within the warranty period please contact the AFERIY Service Center (support@afery.com)

3-If you are unable to request repairs from Amazon, which is included in this warranty, due to a move or gift, please save your Amazon order number.

4-Even within the warranty period, repairs will be charged in the following cases:

- ① Failure or damage due to mistakes in use, improper repair, modification, etc.
- ② Failure or damage due to dropping after purchase
- ③ Breakdown and damage due to fire, earthquake, and other natural disasters
- ④ Failure or damage when used for purposes other than general household use
(for example, long-term use for business use)
- ⑤ Failure or damage due to movement, transportation or contact with furniture and fixtures after purchase
- ⑥ If this document is not presented

5-This manual will not be reissued, so please keep it in a safe place so that it will not be lost.

How to Return/Replace/Repair

- Please fill in warranty card & find the SN number on the product;
- Contact our email: (support@afery.com)
- Send defective products to our local warehouse.