


VWAR DT ULTRA 2(2024 Version)



- 1- Enter the message section by scrolling down the main dial;
- 2- Enter the commonly used function card by scrolling on the main dial, Rotate and press on the homepage to access the commonly used function card, After entering, you can rotate the button to switch function cards, After reaching the minimum, click on all applications to enter the main list;
- 3- Swipe left and right to access shortcut functions
- 4- Press and hold the main dial screen for 3 seconds to switch the dial;
- 5- Click on the screen of the active main dial to switch the background image of the dial;
- 6- Support screen pressing to turn off the screen and double clicking to turn on the screen;

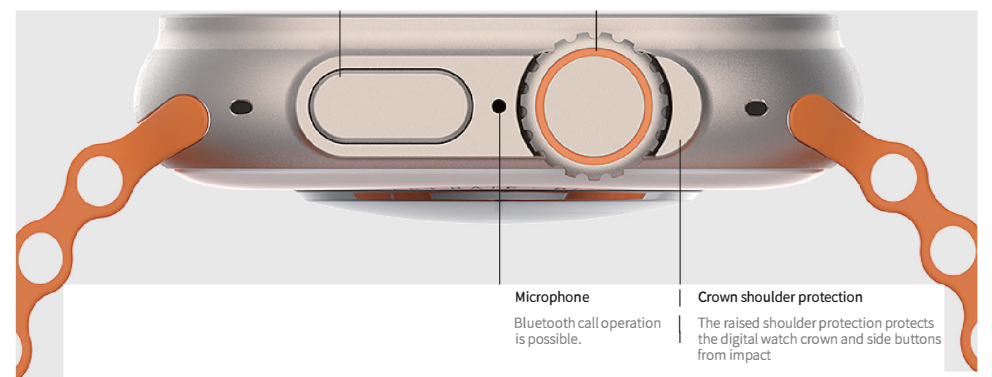


Side button

Click to enter the shortcut settings, Long press for 3 seconds to enter shutdown/SOS/restart;

Rotating crown

When clicked, switch between the main dial and menu, Or return to the previous page of the application; Double click to enter the multi task bar; Long press to start the voice assistant;



Microphone

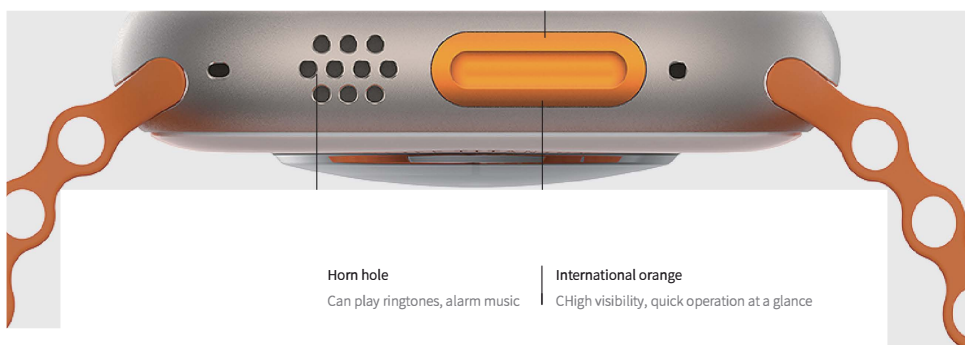
Bluetooth call operation is possible.

Crown shoulder protection

The raised shoulder protection protects the digital watch crown and side buttons from impact

Operating button

Click to enter the sport, which can be customized,




Horn hole

Can play ringtones, alarm music

International orange

High visibility, quick operation at a glance



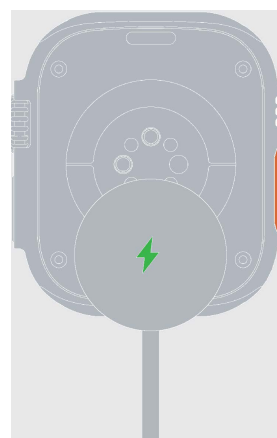
1 Install straps to the watch by following the steps.



2 Turn on Bluetooth on your smartphone and the watch. Scan the QR code to download the app, then set up the watch



3 To use the APP Store, please go to Personal Hotspot on your phone or configure WiFi



4 To charge the watch, simply attach the wireless charger to the back of the watch using the magnetic connection

Kind reminder:

※ The watch is charged with a magnetic suction cable. When charging, align the charging base with the charging area on the back of the device, connect the charger to the other end, and turn on the power until the charging level indicator appears on the device screen. The battery of this product cannot be disassembled. Due to the product's own wear and tear, after being idle for more than a month, the product may not be able to start due to battery failure. Users are advised to charge regularly every week. To ensure that the device can function properly after a long period of storage, if the smart watch is charged using a computer USB, it will take more than ten minutes to display the charging icon. Please be patient and wait. It is recommended to use a 5V 1A charger for charging. Improper operation may cause the product to crash. You can press and hold the power button for 10 seconds to forcibly restart the watch. When using high energy consuming programs such as WiFi, internet access, and video, the watch's power consumption will be relatively high, and there may be slight heating or scalding of the machine, which is a normal phenomenon. If the machine prompts a high temperature alarm, please reduce the use of such high power applications.
 ※ The device supports waterproofing for daily use. It has been tested at the factory and exhibits waterproofing performance in specific environments. The waterproofing function is not permanently effective and may become

weaker over time. It supports washing hands and taking a shower. Short term immersion in rain and shallow water areas, but does not support scenarios such as hot showers, diving, diving, surfing, etc.
 ※ Precautions: The following situations may affect the waterproof equipment: falling, bumping or being hit by other equipment, and the equipment may contact soap water, bath gel, detergent, perfume, oil, etc. High temperature and humidity scenarios such as hot water and sauna. Equipment damage caused by entering the liquid is not covered by the free replacement warranty;

Major function

APP Store: Rich application market, supporting online installation and uninstallation, such as WeChat/QQ/NetEase Cloud Music/Gaode/Alipay/Himalaya/wearpro/TikTok/Meituan/Baidu Translator/Tencent News/TV/Radio/Qiyi/Taobao/Wannian Calendar/12306/Xiaohongshu/Weibo/Cloud Flash Pay, etc. The specific application shall be subject to the actual situation.

Mode switching: Support for switching between Android and Bluetooth modes. Android mode includes full functions such as WiFi and application market. If you need to save more power, please switch to Bluetooth mode;

Dial market: Built in dial market, with a massive number of dials, you can download your favorite dial from your watch according to your needs, and support online updates;

Lingdong Island: Watches support rich information and status reminders, including phone, information, TWS connection, low battery, high watch temperature, and movement status!

3D Style Switching: Supports 10 types of 3D main dial left and right dynamic effects switching, mainly including: default, push, background front, inner square box, outer square box, horizontal flip, windmill, depth of field, tablet, and reduced slide mode.

Bluetooth call: This smartwatch supports Bluetooth calls. When the Bluetooth connection is normal, enter the menu, click on Call, and you can make phone calls, contact books, and historical calls.

Phonebook: After connecting to the mobile app, you can synchronize the contacts in your phone's contact book from the watch end.

Physical training: In the menu, enter physical training, select a mode, click to start, and right-click to enter the pause interface. Each exercise data includes exercise time, calorie consumption, heart rate, and more!

Heart rate monitoring: Click on the heart rate icon in the menu to measure the heart rate. To ensure the accuracy of the heart rate, please ensure that the watch fits the hand. The heart rate sensor of the watch will scan the changes in the hair and blood vessels on the surface of the skin with green light to obtain the heart rate jump value!

Blood oxygen monitoring: Click on the blood oxygen icon to

measure. To determine the accuracy of blood oxygen, please ensure that the watch fits snugly with your hand

Sleep: The smartwatch will automatically detect personal sleep status, and by connecting to the mobile app, you can view sleep quality and details.

Voice memo: You can take meeting minutes anytime through a smartwatch;

Video/Pictures/Music: You can watch videos, browse pictures, listen to music, and support TWS capabilities through your smartwatch;

File management: You can view the built-in files of your smartwatch through file management, including voice, video, images, and applications!

ChatGPT: Support ChatGPT online Q&A and consultation.

Stopwatch: Entering the stopwatch through the menu allows you to start and pause the stopwatch;

Alarm Clock: Set an alarm reminder through a smartwatch or mobile app.

Connect a new phone: After connecting to a new phone, the watch information will be initialized because the original user data is stored, so that the smart watch can connect to the new phone.

Other applications: Built in WeChat, Alipay, stock market, maps, browser browsing pages, weather, etc! In tool applications, including: timers, calendars, calculators, shake and take photos, search for mobile phones, wallets, and other tools

Update Firmware: Support FOTA upgrade under WiFi connection, with faster upgrade speed. When the watch detects a new version, it will prompt the user to upgrade. After the user clicks on the upgrade, there will be a progress bar in the system. Depending on the size of the upgrade package, the upgrade process takes 1-5 minutes. After the upgrade is completed, the watch will automatically turn on and reconnect the device. If the progress bar gets stuck during the process, please do not take any action and complete it slowly until the upgrade is completed

Warranty Instructions

1. If there are any product quality problems caused by manufacturing, materials, design, or other reasons during normal use of this product, the motherboard is covered under free warranty for one year from the date of purchase, while the battery and charger are covered for six months
2. Free warranty is not provided for malfunctions caused by personal reasons of the user, including the following:
 - ① Malfunctions caused by unauthorized disassembly, modification of the watch, etc.
 - ② Malfunctions caused by accidental dropping during use
 - ③ All damages caused by human error or the fault of a third party, misuse (such as water ingress to the main unit, damage to peripheral components due to external impact, etc.) are not covered by the warranty.
3. When requesting free warranty service, the warranty card with the purchase date and stamp of the place of purchase must be provided
4. All product functions are based on the actual product.

Made in China