



PORTABLE POWER STATION

ADVANCE 1550

QUICKSTART GUIDE

(Please see "USER MANUAL" for more information about operating.)



Baldr International LLC



322 Paseo Tesoro, Walnut, CA 91789



1-855-801-0798



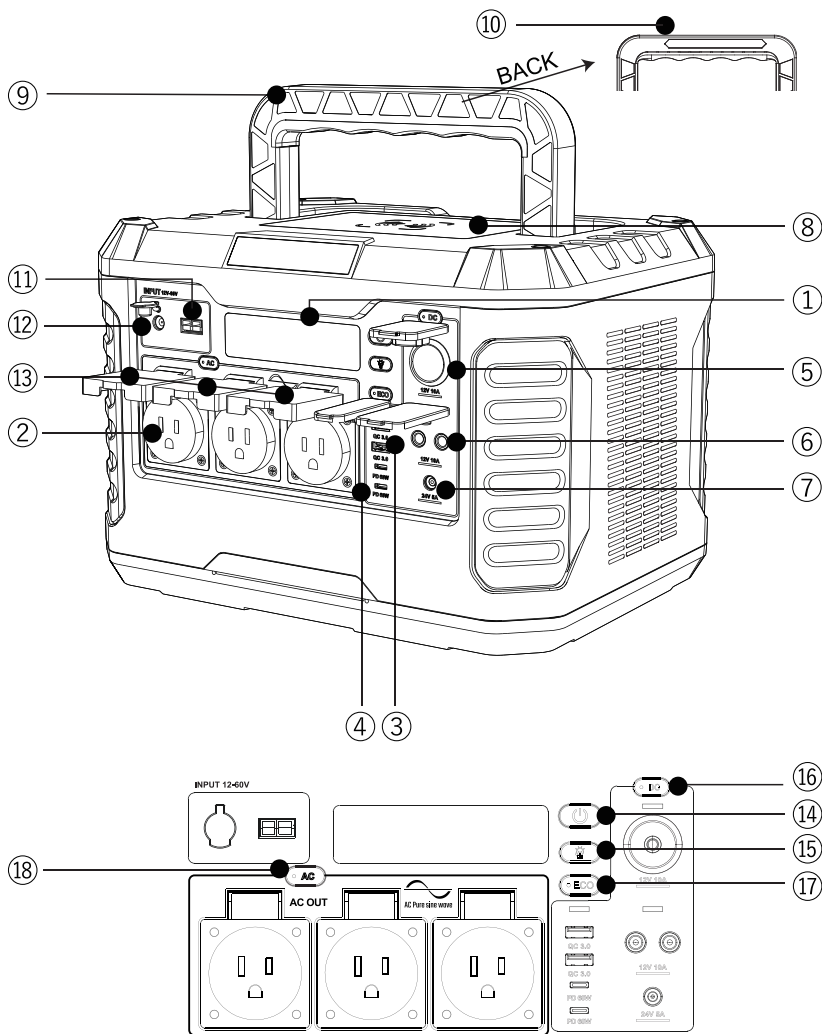
support@togopower.com



www.togopower.com



■ FEATURE DETAILS



1. LCD Screen Display

2. AC Outlets

3. USB QC3.0

4. USB-PD

5. Cigarette Lighter Output

6. DC 5525

7. DC 7406

8. Wireless Charger

9. Handle

10. LED Light

11. Anderson Input

12. DC Input

13. Protective Cover

14. Power ON/OFF Button

15. LED Light (SOS) ON/OFF Button

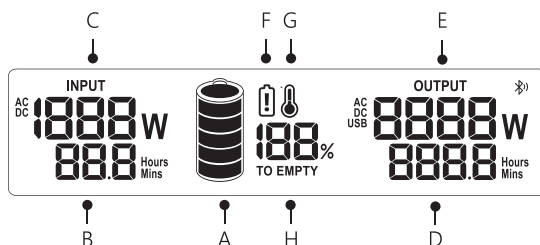
16. DC/USB Outputs Power ON/OFF Button

17. ECO Function ON/OFF Button

18. AC Outlet Power ON/OFF Button

■ LCD DETAILS

LCD FEATURES



- A:** Battery Level **B:** Remaining Charging Time **C:** Input Power
D: Remaining Usage Time **E:** Output Power **F:** Low Voltage Warning
G: Temperature Warning **H:** Low Battery Alarm

DETAILS DISPLAYED ON LCD

Battery Level: The battery level is provided by the percentage of battery charge corresponding to the number of bars and percentage displayed.

PLEASE BE AWARE that this value can adjust multiple times as the energy draw changes from the connected devices. This is evident during the initial activation of ports with a connected device.

RECOMMENDED charge the ADVANCE 1550 when battery indicates less than 20%. Note that when you first plug into a power source, whether a solar panel or a wall charger, the ADVANCE 1550 may take a couple of minutes to detect and adjust its charge circuitry before it starts to draw power.

Remaining Charging Time: The ADVANCE 1550 can provide remaining charging time in hours and minutes.

Input Power: The ADVANCE 1550 can provide input energy in watts.

Remaining Usage Time: The ADVANCE 1550 can provide remaining usage time in hours and minutes.

Output Power: The display will provide the total output watts of the Cigarette Lighter Port, USB-A, USB-C and AC Outlet(s).

Low Voltage Warning: If the Low Voltage Warning indicator is on, please recharge the power station.

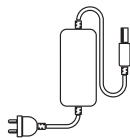
Temperature Indicator: The Temperature Indicator lights on means the battery temperature of ADVANCE 1550 is too low/high. All functions of input and output will be stopped until the battery temperature returns to the working range.

Low Battery Alarm: The "TO EMPTY" Light on means the battery is lower than 20% and you should charge it as soon as possible to make the battery lifetime service longer.

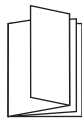
■ GENERAL SPECIFICATIONS

Model	ADVANCE 1550
Battery	Lithium Battery
Capacity	1512Wh (21.6V, 70Ah)
Dimensions	L350 x W265 x H240 mm
Weight	28.8 lbs (13.1kg)
Charging Temperature	32 to 104°F (0 to 40°C)
Discharging Temperature	14 to 104°F (-10 to 40°C)
DC Input	12-60V, 240W Max
Anderson Input	12-60V, 600W Max
AC Outlet	3x 120V, 60Hz 1500W, 3000W surge
Cigarette Lighter Port	1x 12V/10A
DC Ports	2x 12V/10A (DC5525) , 1x 24V/5A (DC7406)
USB-A Ports	2x 5V/9V/12V, up to 3A, total 36W Max
USB-C Port	2x 5V/9V/12V/15V/20V, 3A, total 120W Max
Wireless Charger	1x 10W
LED Lighting (SOS Mode)	1x 1W

ACCESSORIES



• AC Wall Plug Power Adapter



• User Manual

NOTICES:

- Check the input charge cable. The ports will be efficient when the input charge cable meets the specification outlined in the GENERAL SPECIFICATIONS section.
- Only charge ADVANCE 1550 with provided AC wall adapter.