

KEY FEATURE

- 360° Omni-directional lighting.
- Ultra-bright: 120lm/W.
- 6-10KV internal surge protection.
- Come with 10-foot 18AWG cord and 120V plug.
- Built-in connector, outlet for connecting up to 7 pieces.
- Suitable for dry and damp location.
- Portable hook, easy to carry and quick install.
- Heavy duty and durable construction, steel stainless lamp cage.
- Ventilation air-flow heat sink design for better heat dissipation.
- High quality led driver to ensure stable working situation.
- Waterproof rubber design for better waterproof performance.
- Operating temperature: -40°C/-40°F to 60°C/140°F.

DETAILS


150W

**18000
Lumens**



Portable hook

Easy to carry and install
Flexible with spring



120lm/W

Ultra-bright
EPISTAR LED



Heavy-duty welded lamp cage

Steel stainless material
Strong & durable



120V USA plug with cord

Cord length: 10ft
Cord type: 18AWG



Ventilation air-flow heat sink

Better heat dissipation
Extended working lifetime

SPECIFICATION

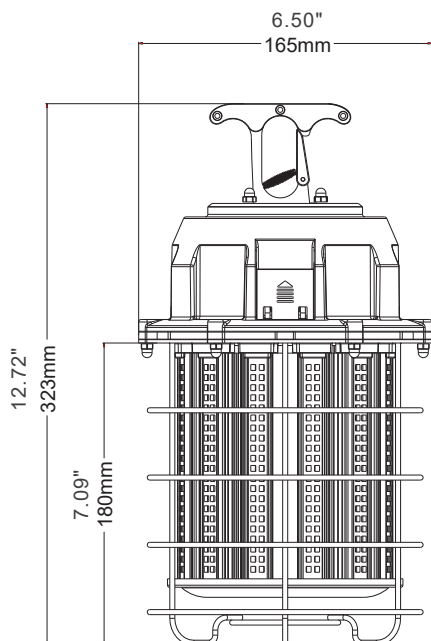
SKU	Watt	Total Lumens	Led Quantity	Surge Voltage	CCT	Input Voltage	CRI	Power Factor	Operating Temperature	Metal Halide Equivalent
K5-II-150W	150W	18000LM	676	10KV	5000K	AC100-277V, 50-60Hz	>80	>0.9	-40 to 60	600W

APPLICATION

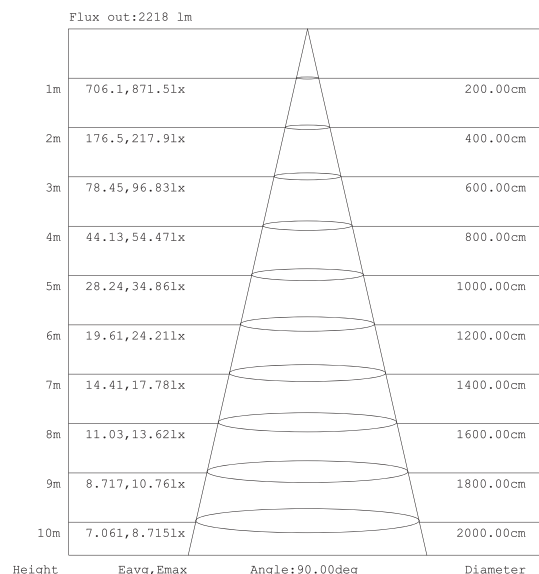
- New Building Construction or Renovation.
- Maintenance or storage spaces in commercial or industrial facilities.
- Short-term maintenance projects.
- Warehouses, factories, Exhibition halls and workshops.
- Highway toll stations and gas stations.



DIMENSION



PHOTOMETRICS



Note: The Curves indicate the illuminated area and the average illumination when the luminaire is at different distance.

Connector Design

Can connect in series up to 7 pieces (LED lights only) or single using.



PACKAGING

Power	150W
Net Weight	6.72lb
Master Carton	4 unit
Master Carton(G.W.)	33.73lb

