

LINOVISION

POE-Switch0504GD

User Manual

Updated on November 16, 2023

Introduction

This Ethernet Switch has 4 TP ports and 1 fiber ports. TP(RJ45) supports 10/100/1000Base-T(X), FullHalf duplex mode and auto MDI/MDI-X connection; 1000Base-FX supports 1 or 2 core Single-mode or Multi-mode fiber. It's a great choice for integrating networks consisting of network devices such as IP cameras and wireless access points between remote locations.

Unique Features

1 DC12V-48V PoE Switch

Support DC12V-48V input and standard IEEE802.3af/at PoE output with built-in voltage booster.

2 5-Port Full Gigabit PoE Switch

Provide 4 IEEE802.3af/at 30W PoE ports and 1 Gigabit uplink; All ports 10/100/1000Mbps self-adaptive full duplex; Total PoE budget 120W (DC24V/DC48V input) or 60W (DC12V input).

3 Non-Stop PoE Supply with Dual Power Input

Support 2 channel DC12V-48V redundant power inputs and auto failover, ensure high reliability networking system. Compatible with Mode B PoE outputs only.

4 Industrial Design

- Compact IP40 rugged metal enclosure;
- Wide working temperature -40°C to 80°C ;
- Support DIN-Rail & wall mount

Package Contents



POE-Switch0504GD

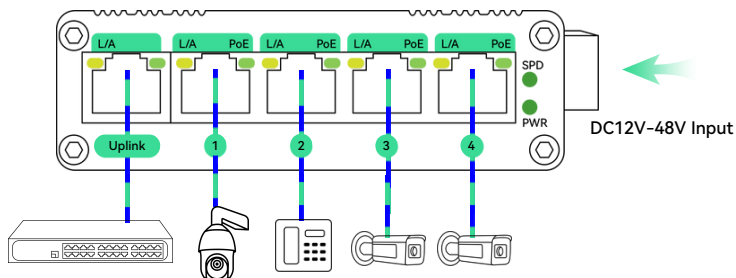


Wall-mount Part



User Manual


Connection Diagram



Installation



DIN-Rail Mounting

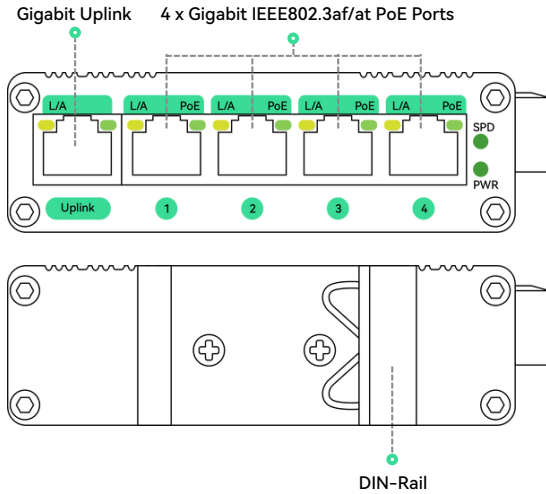


Wall Mounting

Set Up

- 1 Connect the Ethernet port of the switch to a IP camera(PoE device)or network device with a network cable.
- 2 Connect the fiber cable from the device(media converter or switch)on the other end to the SFP port of the converter.
- 3 After the device is powered on, the PWR indicator will all be on. If the indicators are not on, check the power supply connection.
- 4 After all cables are correctly connected, the indicators will be lit as per port status LEDs.

Panel View



The Port Status LEDs

LED	State	Indication
PWR	Green	Power On
	Off	Power Off
PoE	Green	PoE is activated.
	Off	No device is connected or the connected device is not a PD.
Link/Act	Steady	A valid network connection established.
	Flashing	Transmitting or receiving data. ACT Stands for Activity.
SPD	On	1000Mbps
	Off	10/100Mbps
FX	Optical Connection	

Data Sheet

Model	POE-Switch0504GD
Standards	IEEE 802.3 Ethernet IEEE 802.3u Fast Ethernet IEEE 802.3ab Gigabit Ethernet IEEE 802.3x Full-Duplex Flow Control IEEE 802.3az Energy Efficient Ethernet (EEE) IEEE 802.3af/at
PoE Mode	Mode B
PoE Line Pair	4/5(+), 7/8(-)
Forward & Filtering Rate	1,488,000pps (1000Mbps)
Packet Buffer	1Mbits
Packet Length	10Kbytes
MAC Address Table	8K
Switch Fabric	10Gbps/non-blocking
Exchange Property	Backplane bandwidth: 10Gbps Packet forwarding rate: 14.88Mpps
Connector	5 10/100/1000BASET RJ45 auto-MDI/MDI-X ports
Operating Temperature	-40°C to 80°C (-40°F to 176°F)
Relative Humidity	5% to 95% non-condensing
MTBF	> 200,000 hrs
Input Power	12~48VDC (Terminal Block)
Power Consumption	<6W (PoE In Use: <125W)
Power Input Overload	Automatic Resettable
Reverse Polarity	Present
Dimension (W*D*H)	95*70*29mm
Weight	250g
Casing	Aluminum Case

1 What is the unique feature of this Solar PoE Switch?

Compared to a regular industrial PoE switch, this solar PoE switch has a built-in DC12V to DC48V voltage booster so it can be powered by any power source between DC12V and DC48V, for example, DC12V from solar power system, DC12V from vehicle battery, DC24V from commercial buildings, etc.

2 What kind of PoE devices it can work with?

It provides PoE power to all of the standard IEEE802.3af/at PoE devices, like IP security cameras, VoIP phones, PoE wireless AP, etc.

3 Does it come with a Power adapter?

No power adapter is included. You can use it with a regular DC12V or DC24V power adapter, or industrial DC12V power supply unit.

4 Can it work in a harsh environment?

Yes, sure, that is what this PoE device designed for.

5 How does the redundant power input work?

This PoE switch can be powered by two channels of DC power inputs. If there is one power input fails, another power input will ensure non-stop operation of this PoE switch.

6 What is the draw current when connecting to DC 12V power?

If the PoE switch is not connected to a device, the current is 0.5A. If devices are connected, the maximum current depends on the power consumption of the connected devices, with a maximum of 5.5A.

7 What is the line pair of the switch?

Insert positive 1 and 2, and negative 3 and 6.

8 Does it work with non-PoE devices?

Yes, sure. Each PoE port supports PoE automatic detection. When connecting to a non-PoE device, it provide data transmission only, and will not output power to prevent burn or damage.

9 Will this PoE Switch work with a 24v PoE Devices?

No, the PoE Switch supports standard IEEE802.3af/at 48V PoE Power. It does not support 24V Passive PoE. Please contact us to get PoE 48V to PoE 24V adapter.