




SOLAR MASON JAR LID LIGHTS WITHOUT JARS



IMPORTANT SAFETY INSTRUCTIONS

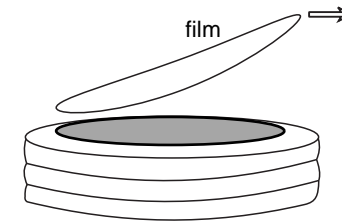
1. Do not mount or place near gas or electric heaters, fireplace, candles or other similar source installation.
2. Do not secure the wiring of the product with staples or nails, or place on sharp hooks or nails, Install only using the mounting kits provided.
3. Do not let the product rest on the power supply cord or on any electric cord.
4. Do not use this product for other than its intended use.
5. Do not hang other decoration or objects on cord, wire or light string.
6. Do not close doors or window if clamping or damaging the products or cord.
7. Do not cover the product with cloth, paper or any material not part of the product when in use.
8. Read and follow all instructions on this product.

⚠ WARNING: This product can expose you to chemicals including lead, which is known to the State of California to cause cancer and birth defects or other reproductive harm, for more information, go to www.P65Warnings.ca.gov.

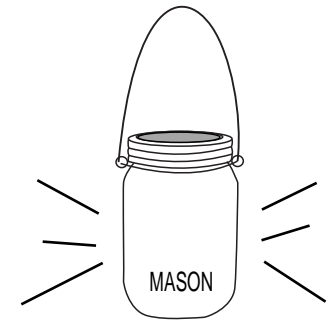
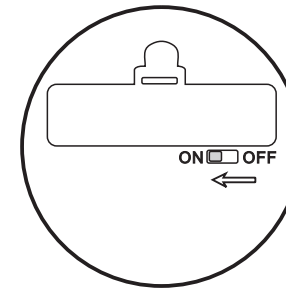
PLEASE READ THIS MANUAL CAREFULLY AND KEEP IT FOR FUTURE REFERENCE

OPERATIONS

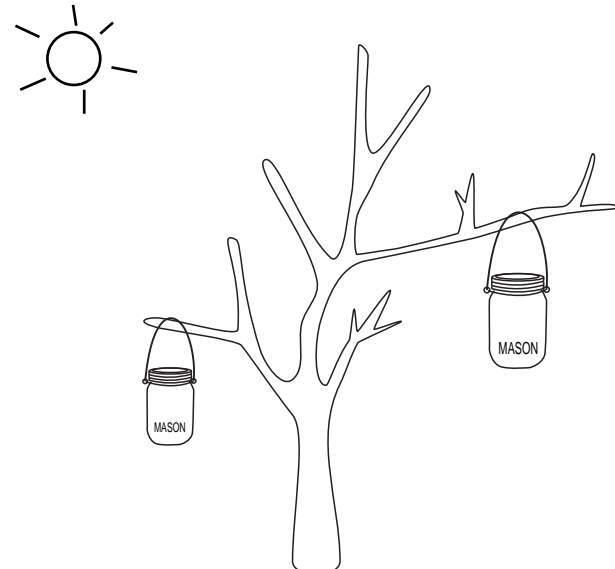
1. Tear off the transparent film on solar panel lid before operation.



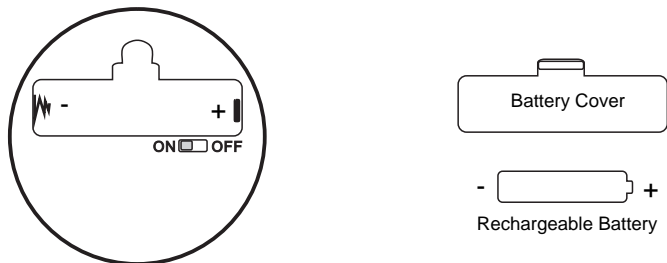
2. Switch on to light up. It will be auto on at dusk and auto off at dawn.



3. If the power is exhausted, place it to recharge in the direct sunlight.



BATTERY REPLACEMENT



1. Take out the battery cover to open the battery compartment
2. Properly dispose of any exhausted batteries
3. Replace with 1 new AAA rechargeable battery
4. Be sure the positive(+) and negative(-) ends are matched
5. Screw up the battery compartment door in position
6. Do not use non-rechargeable battery, using the same type as indicated

BATTERY WARNING:

Battery must be recycled or disposed properly.
Do not dispose battery near source of fire or into trash directly.
Battery may explode or leak.
Remove battery from product if storing product for long period of time.
Removal and replacement of battery should be carried out by an adult.

TROUBLESHOOTING

1. If the string lights do not work, make sure the solar panel is switched on.
2. If the string lights do not work, make sure the solar panel is not covered by other things.
3. If the string light do not work, recharge the solar panel or place it in the sunlight.
4. The light flashes, do not make the solar panel sensing the light from strings.
5. If the above cases do not work, ask a professional electrician for help or contact us.

SPECIFICATION

Solar panel: 2V, 100mA
Built-in Ni-MH battery: 1.2V
Recharging time: about 6 hours
Running time: about 8 hours

PACKAGE

Solar Mason Jar Lid Lights
User Manual

1 Year Limited Warranty

The product is warranted against defects in materials and workmanship under normal use and service for a period of one year from the date of original purchase when delivered to you in new condition in its original container, warranty repair or replacement shall not extend the original warranty period of the product, a dated proof of purchase is required at the time of warranty service, a copy of your dated bill of sale will satisfy this requirement.

This warranty does not cover accessories or consumables, such as light bulbs, as to which there shall be no warranty or replacement.

This limited warranty covers all defects encountered in normal use of the product and does not apply to the following cases:

1. Loss or damage of the product due to abuse, neglect, mishandling, improper packaging, alteration, accident, electrical current fluctuation, improper use, failure to follow operating or maintenance instructions prescribed in Brightown safety instructions or other documentation, dropping, scratches and abrasion will be presumed to generate from misuse, abuse or failure to operate as set forth in the user's manual or other documentation for the product.
2. Use of other parts or supplies(other than those sold by Brightown) that cause damage to the product.
3. If the product's model number or dating defaced, altered or removed.

For customer service and warranty, contact us here

✉ support@brightown.com
☎ US +1 (888) 550 1319
Mon-Fri 8AM-10PM(EST)