

E14 IV

Pocket EDC Flashlight

Thank you for choosing Mankerlight products!
Please read the user manual fully before use.

Warranty Service

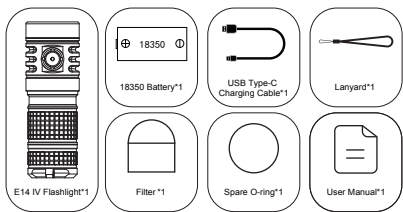
- 15 days replacement: Any DOA / defective product can be exchanged for a replacement through a local distributor / dealers within the 15 days of purchase.
- 5 years repair: Mankerlight will offer free repair within 60 months (5 years) for lights from the date of purchase if the problems develops with normal use.
- LEP flashlight, rechargeable battery, flashlight with built-in battery pack, remote pressure switch are warranted for a period of one year (12 months) from date of purchase.
- Limited lifetime warranty: Beyond 60 months (5 years), a limited warranty applies, covering the cost of labor and maintenance, but not the reconstructed and / or replacement parts, or damaged by batteries leakage.

※ Note: All images, text and statements specified herein this user manual are for reference purpose only. Should any discrepancy occurs between this manual and information specified on www.mankerlight.com, Dongguan Mankerlight Technology Co., Ltd. reserves the rights to interpret and amend the content of this document at any time without prior notice.

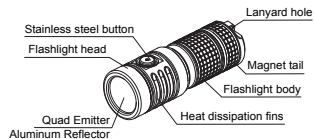
Dongguan Mankerlight Technology Co., Ltd.

2th Floor, Building B, Hongtengyuan Science and Technology Park, Mapo Industrial Zone, Fenggang Town, Dongguan Guangdong China
+86 (0769) 8283 9956
info@mankerlight.com
www.mankerlight.com

Package List



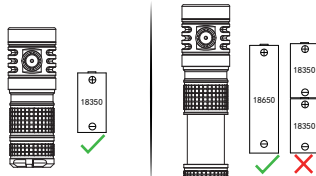
Product Introduction



Battery Options

Parameter	Requirement
Battery Type	18350 li-ion battery or 18650 li-ion battery
Battery Quantity	1 piece
Battery Voltage	< 4.4 volts
Discharge Current	> 10 Amps
Battery Length	18350: 1.38 inch - 1.57 inch (35 mm - 40 mm) 18650: 2.56 inch - 2.76 inch (65 mm - 70 mm)

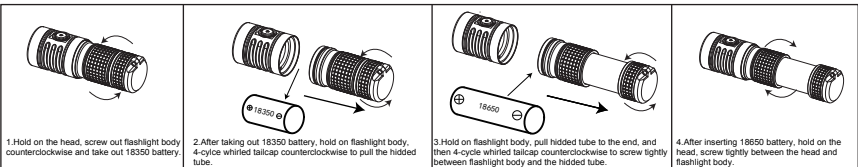
To guarantee the best user experience, it is recommend to use 1x Mankerlight 3.6V 3100mAh high drain 18650 rechargeable li-ion battery with USB-C charging port or 1x Mankerlight 3.6V 1100mAh high drain protected 18350 rechargeable li-ion battery with USB-C charging port.



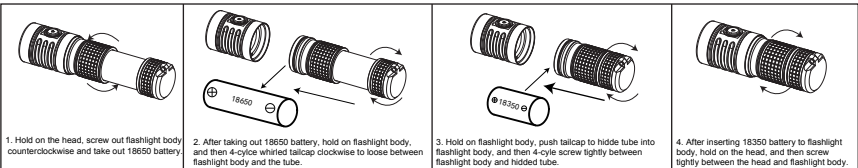
Warnings:
1. Ensure the battery is inserted with the positive end towards the head. The product will not work if battery is incorrectly inserted.
2. CAUTION! Prohibited to insert two pieces 18350 battery, otherwise it will cause the circuit board be damaged.

Battery Installation

How to install 18650 battery?



How to install 18350 battery?

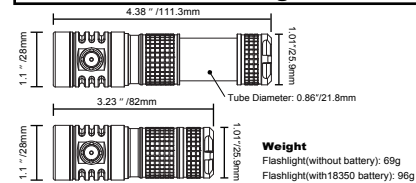


Technical Data


Mode	ECO mode			General mode			Turbo	Special mode	
	Moon light	Ultra-Low 1	Ultra-Low 2	Low	Medium	High	Turbo	Strobe-Beacon-SOS	
FL1 STANDARD	1LM	80LM	130LM	180LM	740LM	1100LM	3,300LM	3,300LM	
18350 Battery	48h	41h	25h	5h 57min	1h 22min	1h 5min	52min	-	
18650 Battery	2LM	100LM	150LM	200LM	750LM	1,200LM	4,000LM	4,000LM	
18350 Battery	158h	122h	81h	16h 57min	3h 15min	2h 27min	2h 7min	-	
18650 Battery	-	-	-	-	-	-	770cd	-	
	1M							166M	
	IP67, 1M								
Mode	ECO mode			General mode			Turbo	Special mode	
	Moon light	Ultra-Low 1	Ultra-Low 2	Low	Medium	High	Turbo	Strobe-Beacon-SOS	
FL1 STANDARD	0.1LM	20LM	55LM	90LM	460LM	750LM	2,100LM	2,100LM	
18350 Battery	50h	45h	27h	6h	1h 25min	1h 8min	55min	-	
18650 Battery	0.1LM	25LM	60LM	100LM	470LM	800LM	2,800LM	2,800LM	
18350 Battery	160h	125h	83h	17h	3h 20min	2h 30min	2h 10min	-	
18650 Battery	-	-	-	-	-	-	440cd	-	
	1M							126M	
	IP67, 1M								

Notice: the above data has been measured in accordance with the international flashlight testing standards ANSINEMA FL1 using 1x Mankerlight Type-C USB rechargeable 3.6V 1100mAh protected 18350 li-ion battery and 1x Mankerlight Type-C USB rechargeable 3.6V 3000mAh protected 18650 li-ion battery under laboratory conditions, the data may vary slightly during real-world use due to battery type, individual usage habits and environmental factors.

Size and Weight



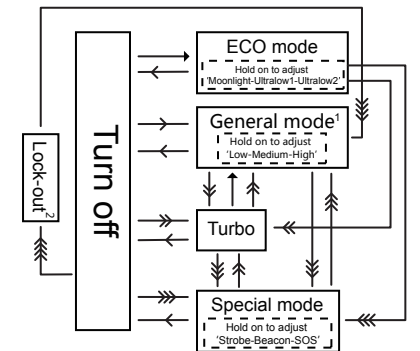
Battery Status Indication



Charging Function

Charging Indicator: Type-C USB Charging port. Plug USB Type-C socket of the included charging cable into the USB-C port of 18350 battery, and connect another USB socket to the adapter. 18350 battery has built-in intelligent identified charging function. When battery is charging, the indicator will be red. After battery charging is completed, the indicator will change to green.

Operating Instructions



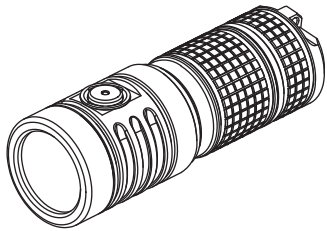
Single click, Double click, Triple click, Quadruple click, Long press

Remark:

- Memory function stores the general mode last used (Low or Medium or High).
- While flashlight is OFF, Quadruple click (quickly 4 clicks) will lock-out flashlight (4 flickers show successful lock-out). While flashlight was locked-out, Quadruple (quickly 4 clicks) again will unlock flashlight.
- Low battery indicator: Battery voltage < 2.9V, flashlight downshifts to 'Low' level brightness. Battery voltage = 2.8V, flashlight turn off automatically. (Ratio Error: ± 0.1V, while using different battery)

Warnings:

- Do not shine light directly at anyone eyes.
- Please keep the product away from children.
- Please remove insulation sheet of battery and fully charge battery before initial use.
- Please check and replace the O-ring regularly to maintain the waterproof rating.
- Please check and lubricate the threads regularly with professional lubricant.
- Remove the battery from the flashlight during long term storage.
- Please recharge the battery every 2 months when left unused for a prolonged time.



E14 IV 随身泛光型手电筒

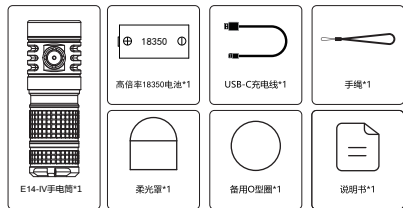
感谢阁下惠顾本公司产品，使用前敬请详细阅读说明书

售后/保修条例

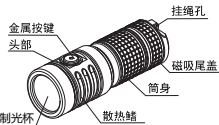
- 15天换货：Mankerlight 产品自售出之日起15天内，在正常使用情况下，若出现质量问题，可免费更换同型号产品。若该产品已停止生产，则调换该型号升级版或不低于原产品性能的其它产品。
- 5年质保：Mankerlight 产品自售出之日起5年内，在正常使用情况下，若出现质量问题，享受免费维修服务。
- 充电电池类产品保修期为1年，产品附加配件不在保修范围内。
- 终身有限保修：因不当使用引起的产品损坏或超出免费保修时间的产品，我司将提供有偿维修，费用以实际更换材料费用为准。不另外收取人工费用（邮费自理）。

注：本说明书的所有图片、陈述及文字信息仅供参考。产品改进时设计和规格参数如有变化，恕不另行通知。请以官网www.mankerlight.com实际信息为准。东莞市漫客光电科技有限公司拥有对说明书内容的最终解释权 and 修改权。

包装清单



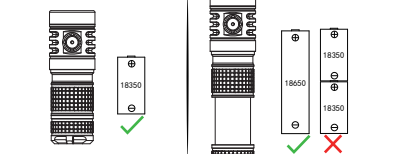
产品介绍



选用电池

要求	描述
型号	18350锂电池/18650锂电池
数量	1颗
电压	单颗电池最大电压小于4.4V
电流	单颗电池放电电流大于10A
尺寸	18350电池长度在35mm至40mm之间 18650电池长度在65mm至70mm之间

为了确保E14 IV良好体验，推荐使用1节 Mankerlight 高倍率(3.6V, 3000mAh)带保护板内置TYPE-C USB直充口18650锂电池或1节 Mankerlight 高倍率(3.6V, 1100mAh)带保护板内置TYPE-C USB直充口18350锂电池驱动



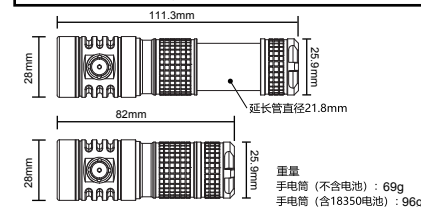
注意：
1、使用时请将电池按照正负极灯头方向放入，反装电池将不能工作。
2、禁止安装2颗18350电池，否则将导致电路损坏。

技术参数

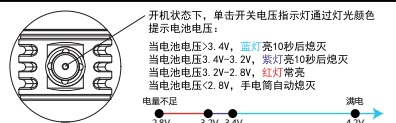
模式	节能模式				普通档		极亮档		特殊档
	月光档	弱光档	次弱档	低亮档	中亮档	高亮档	极亮档	爆闪- 值标-SOS	
月光档 1LM	80LM	130LM	740LM	1100LM	3,300LM	3,300LM	3,300LM	-	
续航时间 48h	41h	25h	5h 57min	1h 22min	1h 5min	52min	-	-	
最大光强 2LM	100LM	150LM	200LM	750LM	1,200LM	4,000LM	4,000LM	-	
续航时间 158h	122h	81h	16h 57min	3h 15min	2h 27min	2h 7min	-	-	
最大射程 -	-	-	-	-	-	770 坎德拉	-	-	
跌落高度 -	-	-	-	-	-	166米	-	-	
防水等级	IP67, 1M								

模式	节能模式				普通档		极亮档		特殊档
	月光档	弱光档	次弱档	低亮档	中亮档	高亮档	极亮档	爆闪- 值标-SOS	
月光档 0.1LM	20LM	55LM	90LM	460LM	750LM	2,100LM	2,100LM	-	
续航时间 50h	45h	27h	6h	1h 25min	1h 8min	55min	-	-	
最大光强 0.1LM	25LM	60LM	100LM	470LM	800LM	2,800LM	2,800LM	-	
续航时间 160h	125h	83h	17h	3h 20min	2h 30min	2h 10min	-	-	
最大射程 -	-	-	-	-	-	440 坎德拉	-	-	
跌落高度 -	-	-	-	-	-	126米	-	-	
防水等级	IP67, 1M								

尺寸与重量



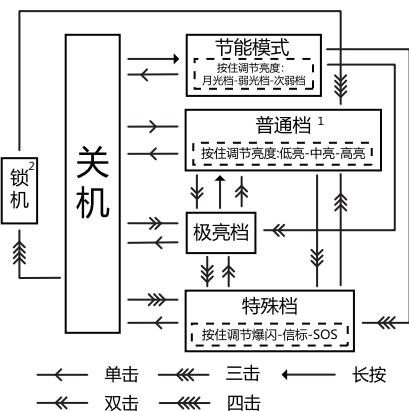
电池电压指示



电池充电说明

将标配充电线的Type-C USB端口插入电池的充电口，充电线的另一端插入USB适配器并通电。电池有智能识别充电功能，电池充电口内置指示灯会显示红色，表示正在充电。当电池充满后，指示灯会变成绿色。

操作说明



操作补充说明：

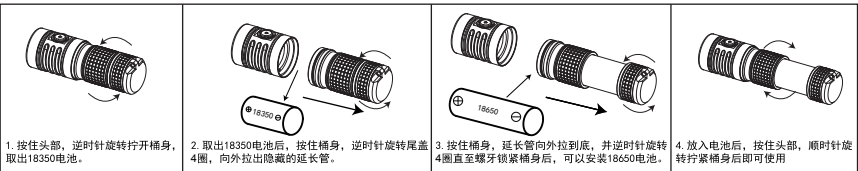
1. 记忆普通档位
2. 关机状态下，四击锁机(四次闪烁提示锁机成功)。锁机状态下，四击解锁开机。
3. 低电压提示：当电压低于2.9V时，亮度降至最低档。当电压降至2.8V时，关机。(注：使用不同电池，低电压提示有±0.1V误差)

警告

- 避免产品亮度高，请勿直视发光体，以免造成视力伤害。
- 请把本产品放置于12岁以下儿童接触不到的地方。
- 初次使用本产品前请取下电池绝缘片并将电池充满电。
- 为达到最佳防水性能，请定期检查防水O圈的完整性。
- 请定期使用软布清洁电源的螺牙并用专业硅润滑油润滑螺牙。
- 如长时间不用，请取出电池存放。
- 如电池长时间不用，请每两个月充电一次。

电池安装

18350模式转变为18650模式：



18650模式转变为18350模式：

