

Thank you for choosing SES MINI ( Electric Screwdriver)  
Please read the instructions manual carefully

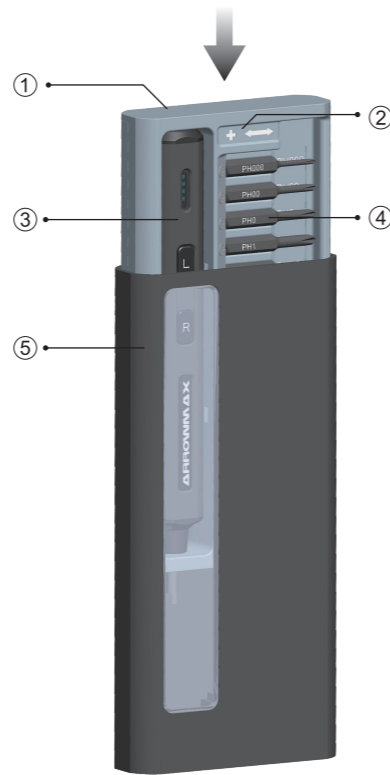
Product description:

SES MINI design L,R (forward, reverse) button, design four indicator lights to dynamically display the working status. The four LED lights on the head will automatically light up while working.

SES MINI handle adopts a square shape with a circular arc surface, breaking the circular design of the traditional precision electric screwdriver, making it better to control the screwdriver during work and the grip is more comfortable. While effectively protecting the motor from overload, the screwdriver is also properly protected in manual mode. The product has applied for a number of patents.

The specially formulated high-capacity lithium battery makes more effective use of the internal space of the product. Under the premise of maintaining the torque and power required for normal operation, the volume of the SES MINI is reduced by more than 20% on average compared with the current similar products, and the lithium battery capacity can reach 350mAh , which makes the working time of SES MINI longer.

SES MINI is equipped with aluminum alloy storage box, with magnetic and degaussing function of the bit. The internal structure design is compact. There are as many as 28 different types of bit. It can assemble and disassemble most of the 3C products, computers, four-axis unmanned machines, glasses, clocks, toys, models, etc.



- ① - Inner Box
- ② - Magnetizer
- ③ - SES MINI Electric Screwdriver
- ④ - Bits
- ⑤ - Storage Box

Storage Instructions:

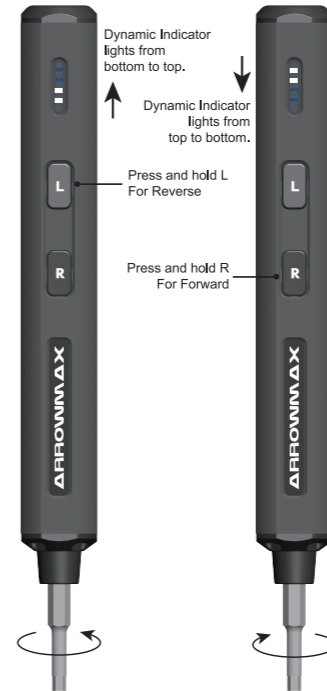
- ✦ Press the top of the storage box, the inner box of the storage box pops out to open.
- ✦ Press the top of the inner box once more to close the storage box.

Mini electric screwdriver storage:

- ✦ The Mini electric screwdriver is fixed to the inner box of the storage box in the form of a buckle.
- ✦ After use, press the smart electric screwdriver back into place.
- ✦ Bits are accommodated in the inner box by magnetic absorption. After using the bit, put the bit into the bit slot, the bit can be absorbed by itself.
- ✦ Take out the bit from the inner box of the storage box and insert the bit into the bit installation port.

Working Status:

Press and hold the L-reverse key, the four indicators lights will light up from bottom to top on the dynamic display, the screwdriver head rotates to the left to loosen the screw; Press and hold the R-forward key, the four indicators lights turn on sequentially from top to bottom on the dynamic display, and the screwdriver head rotates to the right to lock the screw.



Product parameters:

Product model: SES MINI  
Battery voltage: 3.7V  
Size: 15 x 15 x 115 mm  
Lithium battery: 350 mAh  
Weight: 45g  
No-load speed: 200r/min  
Electric maximum torque: 1.5kgf.cm  
Charging time: 50 minutes

Product list:

- (1x) Mini electric screwdriver
- (1x) Aluminum alloy storage box
- (1x) Manual
- (28x) S2 steel 4mm bit

- ⊕ Phillips tip: PH000, PH00, PH0, PH1
- Flat tip: SL1.5, SL2.0, SL2.5, SL3.0
- ⊗ Torx tip: T2, T3, T4
- ⊕ Torx Security tip: T5H, T6H, T8H, T10H,
- ⊕ Five-star tip: 0.8, 1.2
- Tripoint tip: Y0.6, Y2.0
- Hexagonal tip: H0.9, H1.3, H1.5, H2.0, H2.5
- Trilobular tip: 2.0, 2.3
- Spanner tip: 2.6
- ⊕ Phillips/Flat combination: 2.5

www.arrowmax-rc.com



Warranty card:

Warranty regulations

1. The warranty period for this product is 12 months.
2. With 7 days from the date of sale, if product performance fault is found, it can be returned, replaced or maintained, please contact the customer service.
3. If you have any questions, please contact your dealer.

The following situations are not covered by the warranty:

1. Product is damaged due to improper use, maintenance, and storage.
2. No after-sales vouchers and valid invoices.
3. The damage is caused by force majeure.

The company reserves the right to modify the above provisions, without violating relevant national laws and regulations, we have the final right of interpretation.

Maintenance information

User name: \_\_\_\_\_  
Telephone: \_\_\_\_\_  
E-mail: \_\_\_\_\_  
Address: \_\_\_\_\_  
Purchase date: \_\_\_\_\_  
Maintenance reasons: \_\_\_\_\_

Manufacturer Information

Manufacturer: Freemax Technology Co.,Ltd  
Address: Room 1203,12/F,Wah Shing Centre,  
11-13 Shing Yip Street,Kwun Tong,Hong Kong  
T: + 852 3590 9790  
E: info@arrowmax-rc.com  
www.arrowmax-rc.com



## 保修卡

### 保修條例

- 1.本產品自售出之日起, 保修期12個月;
- 2.自產品出售之日起7日內, 如發現產品性能故障, 可以選擇退貨、換貨或者維修;
- 3.如有疑問, 請聯繫購買供貨商。

### 下列情況不在保修範圍之內

- 1.消費者因使用、維護、保管不當造成損壞的;
- 2.無售後憑證及有效發票的;
- 3.因不可抗拒因素造成損壞的。

本公司保留修改以上規定的權利, 在不違反國家相關法規的情況下, 擁有最終解釋權。

### 售後信息

用戶名稱: \_\_\_\_\_

聯繫電話: \_\_\_\_\_

電子郵件: \_\_\_\_\_

用戶地址: \_\_\_\_\_

購買日期: \_\_\_\_\_

維修原因: \_\_\_\_\_

### 製造商信息

製造商: 飛馬仕科技有限公司  
地址: 香港九龍觀塘成業街11-13號  
華成工商中心12樓1203室  
電話: +852 3590 9790  
郵箱: info@arrowmax-rc.com

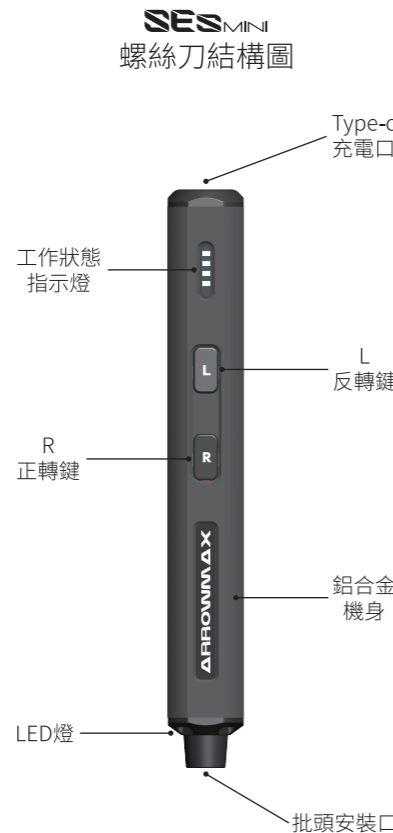


SES MINI

迷你電動螺絲刀

說明書

ARROWMAX



感謝您使用本公司的迷你電動螺絲刀。為了讓您更好的體驗產品, 請仔細閱讀說明書。

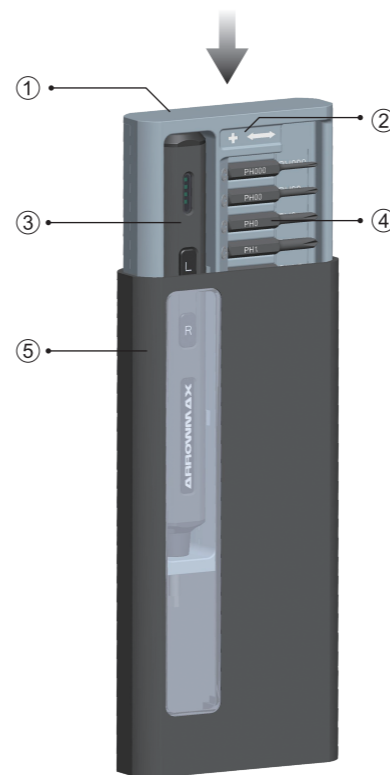
### 產品描述

SES MINI 設計L、R(正、反轉)按鍵,並設計四顆藍色指示燈動態顯示工作狀態。頭部四顆LED燈, 在工作的時候會自動亮起。

SES MINI 手柄採用了方形帶圓弧面的形狀, 打破了傳統精密電動螺絲刀的圓形設計, 使得工作期間更好控制螺絲刀, 握感更舒適, 自創的離合片式手自一體化離合器, 能對電機過載有效保護的同時, 對螺絲刀在手動模式下也進行了適當的保護。產品已申請多項專利。

特殊配製的高容量鋰電池, 更有效地利用了產品的內部空間, 在保持正常工作所需的扭力和動力前提下, SES MINI 比現時同類產品體積平均減少20%以上, 鋰電池容量可達到350mAh, 使得SES MINI 的工作時間更長。

SES MINI 配備鋁合金收納盒, 帶有批頭的加磁功能, 內部結構設計緊湊, 安放了多達28支不同型號的批頭, 可裝拆絕大多數的3C產品, 電腦, 四軸無人機, 眼鏡, 鐘錶, 玩具, 模型等。



- ① - 收納盒內盒
- ② - 加磁器
- ③ - 迷你電動螺絲刀
- ④ - 批頭
- ⑤ - 收納盒外殼

### 收納盒開合

- 按壓收納盒頂部, 收納盒內盒彈出開啓。
  - 再次按壓收納盒內盒頂部, 收納盒閉合。
- 注意: 按壓收納盒內盒後, 內盒彈出, 此時內盒易滑落。

### 迷你電動螺絲刀收納

- 迷你電動螺絲刀以卡扣形式固定於收納盒內盒。
- 使用完畢後, 將迷你電動螺絲刀按壓歸位。

### 批頭收納

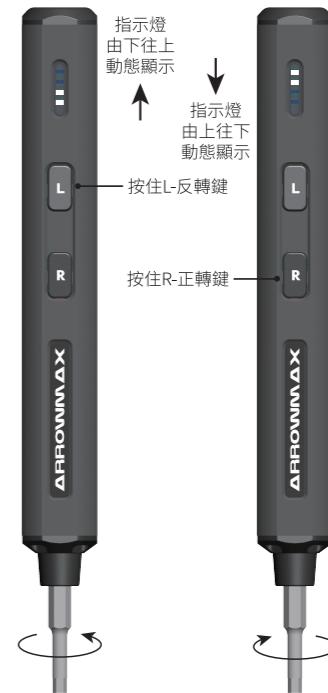
- 批頭通過磁吸收納於內盒中。
- 批頭使用完畢後, 將批頭放入批頭槽, 批頭即可自行吸附。

### 批頭安裝

- 從收納盒內盒中取出批頭, 將批頭插入批頭安裝口即可。

### 工作狀態

- 按住L-反轉鍵, 四顆指示燈由下往上依次亮起, 動態顯示, 螺絲批頭向右轉動, 即拆鬆螺絲;
- 按住R-正轉鍵, 四顆指示燈由上往下依次亮起, 動態顯示, 螺絲批頭向左轉動, 即鎖緊螺絲。



### 產品參數

產品型號: SES MINI  
尺寸: 15x15x115mm  
重量: 45g  
電池電壓: 3.7V  
鋰電池: 350mAh  
空載轉速: 200r/min  
電動最大扭矩: 1.5kgf.cm  
充電時長: 50分鐘

### 產品清單

- 迷你電動螺絲刀x1
- 鋁合金收納盒x1
- 說明書x1
- S2鋼4mm批頭x28支:
  - ⊕ 十字批頭: PH000, PH00, PH0, PH1
  - ⊖ 一字批頭: SL1.5, SL2.0, SL2.5, SL3.0
  - ☆ 六角批頭: T2, T3, T4
  - ⊙ 六角帶孔: T5H, T6H, T8H, T10H
  - ★ 五星批頭: 0.8, 1.2
  - ⊙ Y型批頭: Y0.6, Y2.0
  - ⊙ 六角批頭: H0.9, H1.3, H1.5, H2.0, H2.5
  - ⊙ 三角批頭: 2.0, 2.3
  - ⊙ U型批頭: 2.6
  - ⊕ 十字中板: 2.5