

Stereo Headphone SM-906M User Manual

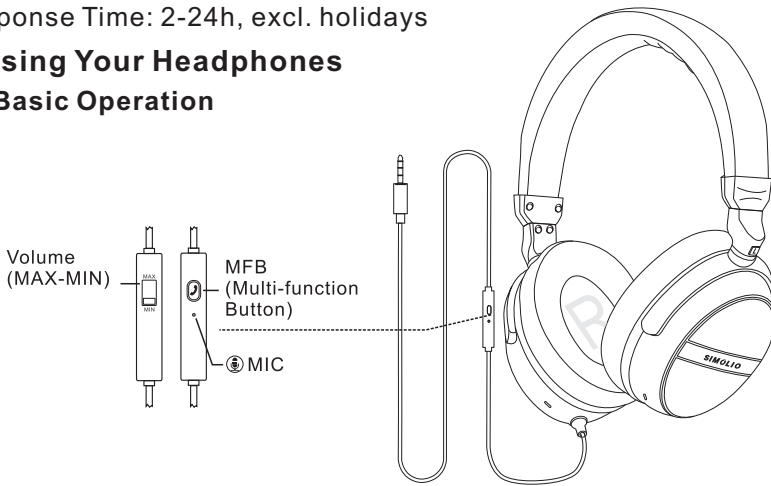
Thank you for choosing SIMOLIO SM-906M, which is specifically designed for you to enjoy music or other content in a convenient way with great sound experience. Please read this guide carefully so you can take full advantage of SIMOLIO and keep it in a safe place for future reference. We hope that you're very happy with your SIMOLIO, if you have any questions, please feel free to contact us via:

support@simolio.com (NA/AU)
support_uk@simolio.com (UK)



Response Time: 2-24h, excl. holidays

1. Using Your Headphones

1.1 Basic Operation



Basic operation of the in-line audio control cable on the smart phones

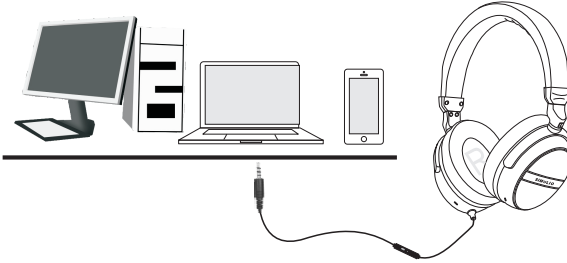
Button	Function	Operation
 MFB (Multi-function Button)	Answer a call/End a call	Press MFB once
	Reject a call	Press and hold MFB for 3 seconds
	Play/Pause media	Press MFB once
	Next track	Double-press MFB
	Previous track	Triple-press MFB
	Activate voice recognition apps on your mobile device	Pressing MFB button for more than 3 seconds will activate voice command (e.g., Siri) when connected to an Android or an Apple device
 Volume (MAX-MIN)	Volume up	Slide upward gradually to MAX
	Volume down	Slide downward gradually to MIN

Note:

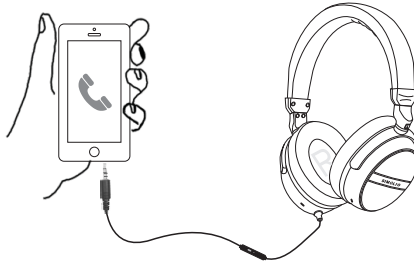
- * Not all devices support this in-line remote control functionality.
- * You may need to open the media player application for initial play back to start.

* If there is a phone call while you are listening to an audio, the phone call will take precedence over the audio, and after the call, it will automatically return to the previous listening state.

1.2 Using the Headphones to Listen Music.



1.3 Using the Headphones to Make a Call or Chat on-line.



Note:

1. MFB function is only available in smart phone.

2. To connect this headphone to a PC or old version Laptop for use with VOIP applications, such as Skype or chat programs, MSN Messenger, Yahoo, Google Voice etc. You will need a 3.5mm Mic Audio Y Splitter Cable (purchase separately).



3.5mm Mic Audio Y Splitter Cable

2. Limited Warranty

12 months limited warranty: Simolio provides full warranty due to defects in materials and workmanship for a period of 12 months from the original date of purchase. The warranty period is not extended if we repair or replace warranted product.

This warranty is provided at the discretion of Simolio Ltd. And does not cover appearance damage or damage due to acts of nature, accident, misuse, abuse, negligence, commercial use, or modification of or to any part of the product.