


6. Technical Parameters

- (1) Power Supply: 2XAAA alkaline batteries (2) Working Current: 30mA ± 5mA
(3) Receiving Frequency: A channel: **L/2.3MHz, R/2.8MHz (Universal standard)**
B channel: **L/3.2MHz, R/3.8MHz (Universal standard)**
(4) Receiving Distance: ≥ 6m (5) Frequency Response: 20Hz~20KHz
(6) Power Output: ≥ 8mW (7) S/N Ratio: ≥ 60dB



Sales & Support Email: support1@simolio.com (NA/AU)
support_uk@simolio.com (UK)

SIMOLIO®



Two-channel
IR Wireless Headphones

SM-561

User Manual

Sales & Support Email: support1@simolio.com (NA/AU)
support_uk@simolio.com (UK)

SM-561 IR wireless headphones are compatible with universal vehicle IR entertainment systems, allowing kids to enjoy excellent sound clarity from movies, videos and music without disturbing other passengers and drivers. Keep your kids happy and leave you peace on the go.

For any questions , please contact:

support1@simolio.com (NA/AU)

support_uk@simolio.com (UK)

1. Features

- (1). Compatible with any universal-frequency car DVD systems (Universal IR frequencies: Channel A: L/2.3MHZ,R/2.8MHZ; Channel B: L/3.2MHZ,R/3.8MHZ).
- (2). Dual channel for your option.
- (3). The automatic power-off function allows the headphones to be switched off after approximately 10 minutes when there is no audio signal to save power.
- (4). Designed with a 3.5mm AUX sharing jack allows another earbuds/ headphones to plug in to share the movies/ music.
- (5). It can be used as a wired headphones by the included detachable AUX cable, or equipped with an IR transmitter for watching TV at home, SIMOLIO IR transmitters SM-261A or SM-264D are suggested for better performance.

2. Parts Introduction

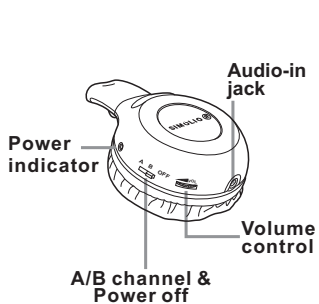


Fig 1

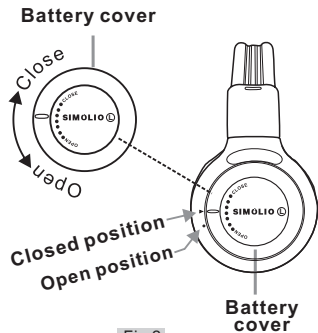


Fig 2

3. User Guide

(1). Install the batteries properly

Please use 2×AAA premium alkaline batteries and make sure they are inserted properly (not suggest to use rechargeable NI-MH battery).

Note:

- * Revolving clasp battery compartment structure, install the battery cover in the correct position, then rotate it clockwise until you hear a “click”, or it won't stay latched (Ref. Fig 2).

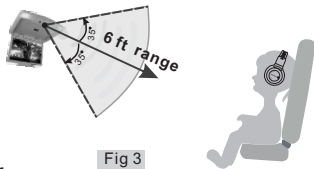
(2). Power on the headphones

Select to Channel A or Channel B, make sure the headphones' channel is same as the relative transmitter's/ DVD's, otherwise will cause intermittent sound issues.

Note:

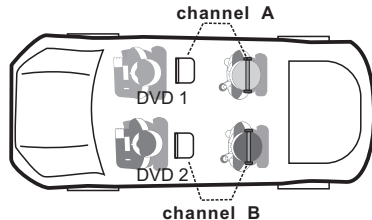
- * If it's the first time to use SIMOLIO universal IR headphones and experience no sound, audio cuts, only hear sound by one side, most are caused by car DVD's frequencies deviation (non-universal), then you will need to return these headphones and purchase the original ones.

- * Please pay attention to the IR transmitting angel & distance, the best audio signal will be obtained if you sit directly in front of the monitor within 6 feet. If you sit on either side of the monitor you can expect the same great reception within 35 degrees to the left or the right of the monitor. Sound will be cracking if sit too far away, or not in sight of IR transmitter, which is limitation of the IR system type, not the product itself. (Ref. Fig 3)



- * For two kids in the same row and are watching different movies on two DVD players, please set each DVD on a different channel (channel A & channel B), then set the headphones to the channel of the DVD they would like to listen to. Please ask your kids to face to the DVD and don't sit too close to each other to avoid the interference. (Ref. Fig 4)
- * If the headphones have been powered off automatically, please turn off it first, then switch to A or B to turn on the headphones.

- * Please turn off the headphones and take out the batteries before storage.



4. How to Adjust the Headband to Fit Better

The headband incorporates memory elastic stainless steel strips inside, you can remould the headband shape to fit you better, or adjust the wearing angle to make the headphones fit snug on your ears. (Ref. Fig 5)

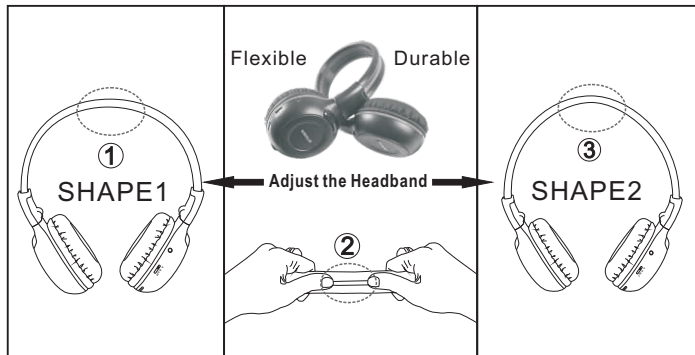


Fig 5

5. Trouble Shooting

Part 1

Problem	Causes	Solutions
No voice	The headphones/ transmitter is not powered on.	Power on the headphones/ transmitter.
	The volume of headphones/ audio source is zero or too low.	Turn up the volume at a sufficient level.
	Beyond the working range.	Move the headphones in the working range of the transmitter.
	Batteries have been run out.	Use new 2×AAA premium alkaline batteries and insert properly.
	The IR sensor of DVD player is not universal.	Return SIMOLIO headphones and buy the original headphones, or turn off the IR sensor of DVD player, buy SIMOLIO IR transmitter as an alternative.

Problem	Causes	Solutions
Noise/ Cuts in and out	The IR sensor of DVD player is not universal.	Return SIMOLIO headphones and buy the original headphones, or turn off the IR sensor of DVD player, buy SIMOLIO IR transmitter as an alternative.
	Headphones' channel is not same as the relative transmitter's.	Make sure the headphones' channel is same as the relative transmitter's.
	Blocked by obstacles.	Make sure there is no obstacles between the transmitter and the headphones (esp., please don't cover your hands on the IR sensors of the headphones), and pay attention to the IR transmitting angle and distance.
	Interference from other transmission sources	Leave far away from the interfering source.

Problem	Causes	Solutions
Noise/ Cuts in and out	The batteries are in low power.	Change another new 2×AAA premium alkaline batteries and insert properly.
	The volume of audio source is too low.	Turn up the volume of the audio device at a sufficient level.
	Poor IR transmitting modules.	If the IR sensor in the DVD player can be turned off, please turn off it and buy SIMOLIO IR transmitter as an alternative.
	Poor mounting angle of infrared-ray emission tubes.	
	The quantity of infrared-ray emission tubes are not enough.	