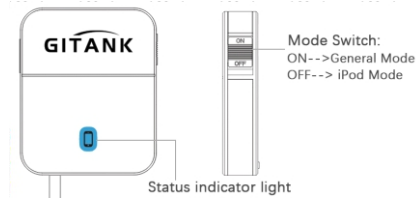


Quick Start Guide



www.thegitank.com

1.OVERVIEW



GITANK 300B is a Bluetooth music receiver specially designed for car iPod/iPhone music interface.

- Adopts Qualcomm high-end Bluetooth chip csr8675.
- Supports high quality decoding formats: aptX, aptX-LL, aptX-HD.
- Plug, pair and play. Quick installation. Easy setup.
- Automatic Bluetooth reconnection. When you enter the car, it will automatically reconnect your phone Bluetooth.
- Support original steering wheel song control and car host control.
- Support Android phone to display information of current song.
- Support to display the playlist of Apple Music APP on the car screen.

PS:Android devices can only display song information, such as the song title singer, can not display the playlist.

2.SETUP

Step 1:PLUG.

Power on your car and plug the GITANK-300B into your car's AUX&USB port.



Step 2:PAIR.

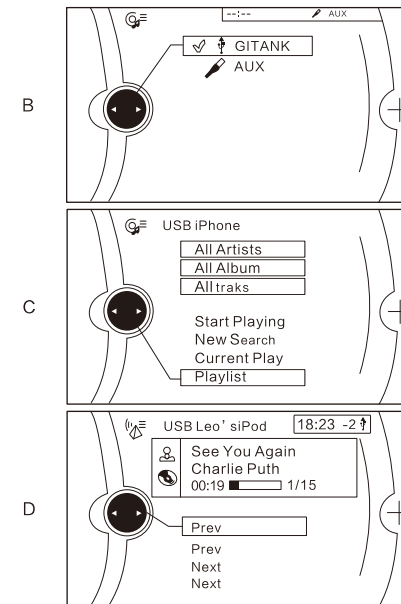
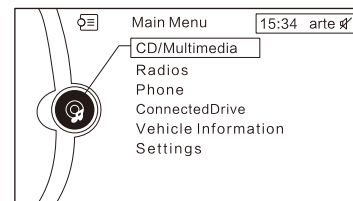
Use your phone to search for Bluetooth "GITANK" and pair it. After successful pairing, the indicator light is always on.



Waiting for connection	Indicator light flashes
Connection is successful	Indicator light is always on

Step 3:PLAY.

Click into CD/Multimedia, wait for the USB to read successfully, then click 'GITANK' to enter and play music using your phone.

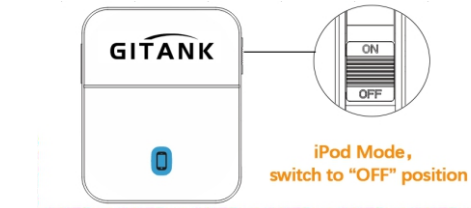


3.WORKING MODES

For a better experience on iPhone, we designed two working modes for it. Android phones can only work in General Mode.

[iPod Mode]

Turn the switch to the "OFF" state.



PS:If you want to change the operating mode, you must unplug the device, change the switch position, and then plug the device back in to reset it.

● Advantages

- (1)Support Apple Music App's playlist and track information displayed on the car screen and on the dashboard.
- (2)Support original car steering wheel to control/select songs.

● Disadvantages

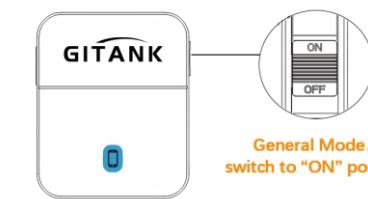
- (1)Usually do not use the Apple Music App to play music.
- (2)Save at least one song in the Apple Music App.
- (3)If you play songs in iPod mode using other apps, such as Spotify,Pandora, you may get some strange errors.

Note:

We recommend iPhone users who prefer Apple Music apps to choose "iPod Mode".

[General Mode]

Turn the switch to the "ON" state.



PS : If you want to change the operating mode, you must unplug the device, change the switch position, and then plug the device back in to reset it.

●Advantages

- (1)Support track information of any music APP (e.g. Spotify, Pandora, etc.) to be displayed on the car screen.
- (2)Support original car steering wheel control to switch songs.

●Disadvantages

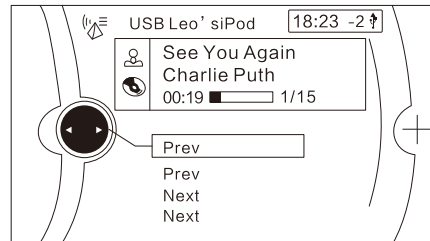
Displaying song playlists is not supported.

Note:

If you normally use an Apple phone but don't normally listen to songs on Apple Music and use Spotify/Pandora to play songs, select General mode.

4.GENERAL MODE DESCRIPTION

In General Mode, you can use the car buttons/steering wheel buttons to change tracks. Select "Prev" for the previous track and "Next" for the next track.



Audi display interface.

In General Mode, if you want to display song information on Audi, you have to turn on the option to display song information in the settings menu.

5.FAQ

1.Why doesn't the playlist show up on the car screen?

- (1).The playlist can be displayed only when using an Apple phone and working with Apple Music in iPod mode.
- (2).The Android phone automatically works in the general mode and is not affected by the key switch.

2.The sound freezes and the music is intermittent.

Solutions:

- (1).Open the Bluetooth settings of the mobile phone. Disconnect the original Bluetooth hands-free phone. This will affect our Bluetooth audio quality.
- (2).Restart your phone.
- (3).If it still does not work, please write us email support@thegitank.com

3.Bluetooth connection failed / car radio cannot recognize the Bluetooth adapter / no audio file / no playable data on the media.

Solution: Choose General Mode.

- (1).Turn the switch to ON position and select General Mode.
- (2).(This step is important) Unplug and re-plug the Bluetooth adapter.
- (3).Try again and play music with your phone.
- (4).If it still doesn't work, please write an email to us at support@thegitank.com.

4.The device light is still on after the vehicle is turned off. And Bluetooth is still connected.

A: It takes a certain amount of time for your car to enter sleep mode after it has been turned off. After the car enters sleep mode our device lights will turn off with it. The time it takes for the car to enter sleep mode depends on the car manufacturer. There is no loss to the battery, so please feel free to use it.

5.The playing song is not synchronized with the car screen track titles.

Please don't use phone to choose tracks.we recommend to use head unit buttons to choose tracks form playlist.

6.Can not play last song where we left car last time.

Solution:Please delete "Recently playing 25 songs" list form your Apple Music APP.

7.When using the original car button to switch songs,the song number on the car screen will change several times continuously.

This is our special treatment to be compatible with different models, which is normal and will not have any effect on the car, please rest assured.

Important :

In General Mode, if the screen keeps changing due to the display of lyrics, please turn off the lyrics display function of the mobile music app.

GITANK takes customer experience very seriously and we are committed to providing the best service to our customers.If you have any problem in using the product, please contact us immediately and our team will follow up as soon as possible.

You can contact us in the following ways:

1. Send an email to support@thegitank.com
2. Talk to us on Facebook. www.facebook.com/GitankDevices
- 3.website: www.thegitank.com

Thanks