

Smart LED Bulb

User Manual



WORKS WITH
amazon alexa



works with the
Google Assistant



WORKS WITH
Siri Shortcuts



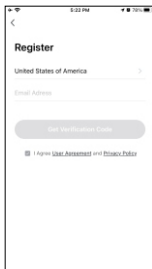
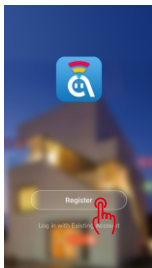
Works with
SmartThings

How to APP control?

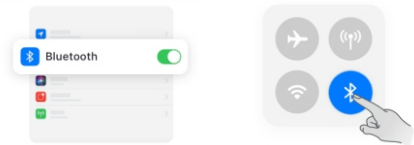
Step 1: Download the “AvatarControls” APP and keep your phone connected to 2.4G WiFi (5G is not supported).



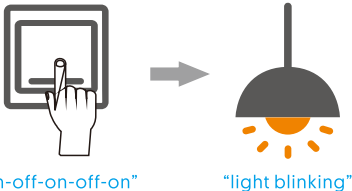
Step 2: Register an account in AvatarControls APP



Step 3: Enable your smartphone's Bluetooth



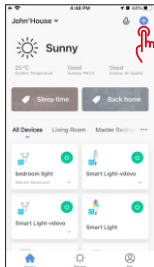
Step 4: Turn on and off the bulb 3 times to switch the bulb to blink state.



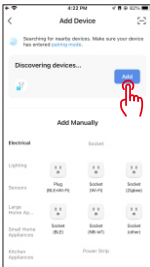
Step 5: Open the AvatarControls app, tap the "+" symbol to add devices, wait a moment, the system will automatically search all devices, just tap "Add" to add all smart light bulbs [make sure your device has entered pairing mode - The light blinks]

- Operation guide -

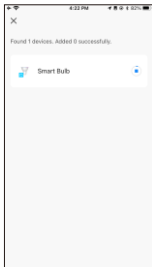
a. Tap “+” symbol



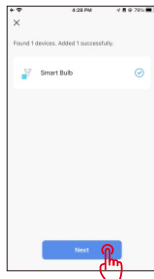
b. Tap “Add”



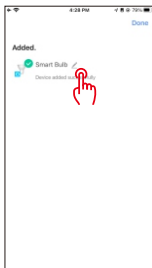
c. Adding...



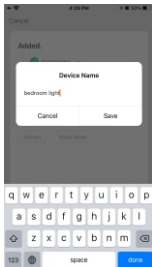
d. Added, tap “Next”




e. Tap “/” to rename or tap “Done”




g. Rename



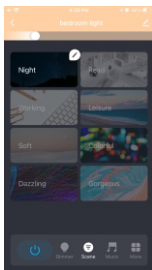
h. Main cPanel



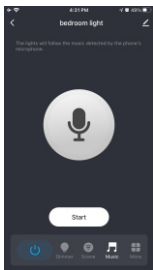
i. Warm white cPanel



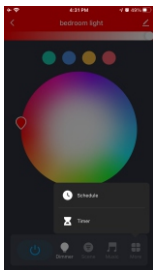
j. Scenes cPanel



k. Music Rhythms

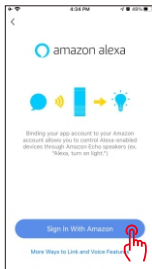
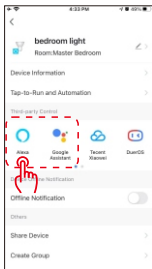



l. Timer & Schedule



How to work with Amazon Echo or Google Home?

- 1 Tap the “✎” icon of the smart bulb main panel
- 2 Tap the 3rd-party control icon to be operated
- 3 Sign in with your Amazon Alexa or Google Home account.



Now, you can call Alexa voice control your named device,

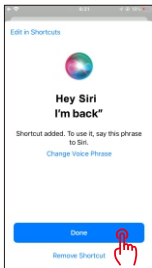
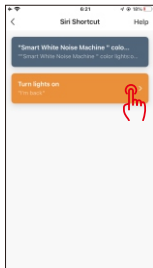
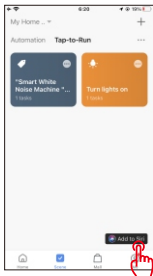
“Alexa, turn on bedroom light”

“Alexa, set the bedroom light to blue”

How to work with Siri Shortcuts?

This function is only available for iOS system over 12.0 version.

- 1 Click “Add to Siri” on the bottom right corner of the “Scene” page to enter the “Siri Shortcut” page.
- 2 You can add any “Tap-to-Run” to Siri
- 3 On the “Add to Siri” page, you can set custom phrase for Siri to trigger your “Tap-to-Run”



Now, you can call iPhone Siri voice control your created ‘Tap-to-Run’ scenes,
“Hey Siri, I’m back”
“Hey Siri, show time”