



**MONSGEEK**

M2 User Manual

用户手册

QMK

# 目录

---

M2组合键功能	1
M2系统功能(Windows)	2
M2系统功能(Mac)	3
M2背光调节	4
按键 / 灯光自定义说明和调用说明	5
MONSGEEK售后服务规范	6


# Menu

---

M2 HotKeys -----	7
M2 System Commands (Windows) -----	8
M2 System Commands (Mac) -----	9
M2 Backlight Settings -----	10
Customization Instruction -----	11
MONSGEEK Warranty and Service Statement -----	12

# M2 组合键功能

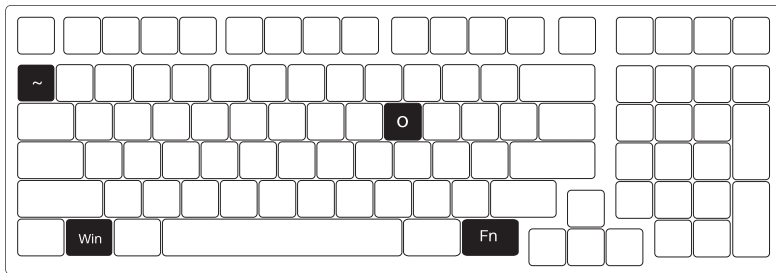
1



Fn+	F1	=	我的电脑
	F2		电子邮件
	F3		Windows搜索
	F4		浏览器主页
	F5		多媒体播放器

Fn+	F6	=	播放 / 暂停
	F7		上一首
	F8		下一首
	I		Ins
	P		Print SCR

Fn+	C	=	计算器
	M		静音
	<		音量减小
	>		音量增加
	W		将WASD与 ↑↓←→键对调



锁Win键

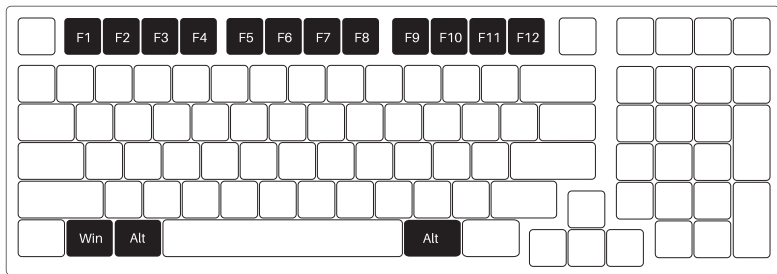
Fn + 左Win

恢复出厂设置

长按 Fn + ~ 3秒

Windows(默认) ⇄ MAC系统

长按Fn + O



F1 降低显示屏亮度

F2 增加显示屏亮度

F3 开放任务控制

F4 呼出Siri

F7 向后跳(音频)

F8 暂停/播放(音频)

F9 向前跳过(音频)

F10 静音

F11 调低音量

F12 调高音量


左Win 左 Option

左Alt 左 Command

右Alt 右 Command

**Fn + (F1 ~ F12)**

F1 ~ F12



## 指示灯说明

- 1.Num Lock
- 2.Caps
- 3.锁Win

Fn+

\

=

18种灯效依次循环切换。

NONE、SOLID\_COLOR、BREATHING、CYCLE\_ALL  
CYCLE\_LEFT\_RIGHT、CYCLE\_UP\_DOWN  
RAINBOW\_MOVING\_CHEVRON、CYCLE\_OUT\_IN  
CYCLE\_OUT\_IN\_DUAL、CYCLE\_PINWHEEL  
CYCLE\_SPIRAL、DUAL\_BEACON、RAINBOW\_BEACON  
RAINDROPS、TYPING\_HEATMAP、SOLID\_REACTIVE\_SIMPLE  
SOLID\_REACTIVE、MATRIX\_MULTISPLASH

Fn+

↑

灯光变亮

↓

灯光变暗

←

切换灯光饱和度-

→

切换灯光饱和度+

-

灯光速度变慢

+

灯光速度变快

L

灯光关闭/开启

1. 键盘的按键以及灯光更深层次的自定义需配合VIA实现。
2. 请用户前往[monsgeek.cn/download](https://monsgeek.cn/download)来下载VIA程序。




- \*MONSGEEK机械键盘享受非人为损坏1年保修服务, 即从购买日起, 1年以内免费维修。
  - \*如超过条款1的保修期限, MONSGEEK官方将收取不超过市场平均价格的费用提供维修服务。
  - \*用户自行拆开键盘视为放弃免费维修服务, 即使1年内损坏, 也按照售后服务条款2执行。
  - \*不同销售平台的特殊服务条款, 以购买平台规则为准。
- 
- \*官方售后服务时间为每周一至周五上午10:00至下午18:00, 节假日以国家法定节日休息为准。
  - \*因受维修时间, 物流时间, 零件采购时间等不可控因素, 售后时间会有不同, 以实际损坏情况评估为准, 请用户耐心等待。

售后电话:0755-27728007

**注意** 人为损坏不局限于键盘进水、高处坠落、过度用力拉扯线材等, 键盘为电子产品, 请按照电子产品  
**事项** 保护方式爱惜使用。

# M2 HotKeys




Fn+	F1	File Explorer
	F2	E-mail
	F3	= Windows Search
	F4	Browser Homepage
	F5	Media

Fn+	F6	Pause /Playback
	F7	Previous Song
	F8	= Next Song
	I	Insert
	P	Print Screen

Fn+	C	Calculator
	M	Mute
	<	= Decrease Volume
	>	Increase Volume
	w	Swap W A S D with ↑ ↓ ← →

# M2 System Commands(Windows)



## Lock Windows Key

Press Fn and left Win key

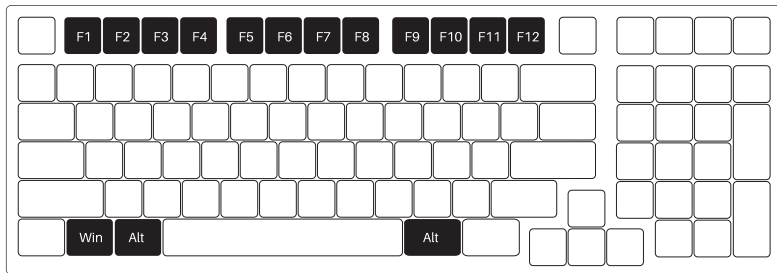
## Restore Factory Settings

Hold down Fn and  
press ~ key for 3S

## Windows (default) ⇌ Mac OSX

Hold down Fn and press O key

# M2 System Commands(Mac)



F1 Decrease display brightness

F2 Increases display brightness

F3 Open mission control

F4 Activate Siri

F7 Skip back (Audio)

F8 Pause/Play (Audio)

F9 Skip forward (Audio)

F10 Mute

F11 Volume down

F12 Volume up

Left Win Left Option


Left Alt Left Command

Right Alt Right Command

Fn + (F1 ~ F12)

F1 ~ F12

# M2 Backlight Settings



## LED Indicator

1.Num Lock

2.Caps

3.Lock Win

Fn+

\

=

18 different lighting effects will be changed in order:  
NONE, SOLID\_COLOR, BREATHING, CYCLE\_ALL  
CYCLE\_LEFT\_RIGHT, CYCLE\_UP\_DOWN  
RAINBOW\_MOVING\_CHEVRON, CYCLE\_OUT\_IN  
CYCLE\_OUT\_IN\_DUAL, CYCLE\_PINWHEEL  
CYCLE\_SPIRAL, DUAL\_BEACON, RAINBOW\_BEACON  
RAINDROPS, TYPING\_HEATMAP, SOLID\_REACTIVE\_SIMPLE  
SOLID\_REACTIVE, MATRIX\_MULTISPLASH

Fn+

↑

Bright

↓

Dim

←

Light Saturation -

→

Light Saturation +

-

Slower Animation

+

Faster Animation

L

Light On/Off

1. The key/ lighting effects and other advanced customization can be realized in the VIA program.
2. Please visit [monsgeek.com/download](https://monsgeek.com/download) to download the VIA program.

1. MONSGEEK provides One-Year warranty for customers in mainland China. For other regions, please contact your seller (MonsGeek distributor) for specific warranty policy.
2. If the warranty window expires, customers need to pay for repairs. MONSGEEK will also provide instructions if users prefer to repair the keyboard by themselves. However, users shall take full responsibility for any loss happened during self-repair.
3. Disassembling the keyboard without manufacturer/seller's instruction will immediately void the warranty.
4. The return and warranty policy may vary in different platforms and are subject to the specific distributor at the time of purchase.

**Precautions**

Man-made damage is not limited to immersion, falling off, and pulling off the wires with excessive forces, etc.



**MONSGEEK**  
[www.monsgeek.com](http://www.monsgeek.com)



@monsgeek



@魔极客