



HOW TO MEASURE YOUR PD?

? WHAT IS PD (PUPILLARY DISTANCE)?


Pupillary distance (PD) is the distance between the pupils of your eyes. Knowing your PD is important for you to purchase prescription glasses on ELKLOOK.

i PREPARING THE RULER

Print this page without scaling (at 100%); then fold the ruler along the dotted line.

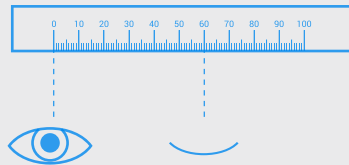
i MEASURE YOUR PD

1. POSITION YOURSELF



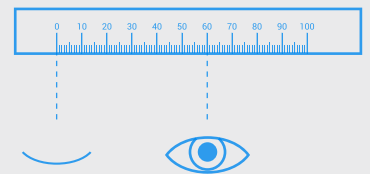
Stand about 8 inches or 20 centimeters away from a mirror;

2. ALIGN THE RULER



Close your left eye and center the zero over your left pupil;

1. READ THE NUMBER



Then close your right eye and open your left, the number over your right pupil is your PD.

i PD RULER

