

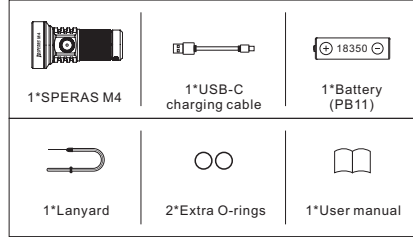
M4

User manual

Danger and Warning

- Please read the user manual before first use.
DO NOT shine light directly into eyes.
DO NOT cover the light head when the flashlight is on or place the light head on the ground.
Keep out of reach of children.
DO NOT activate the highest mode constantly to prevent the flashlight body from overheating and hurting the user's hand.
Please insert SPERAS batteries or SPERAS recommended batteries.

Inside the box



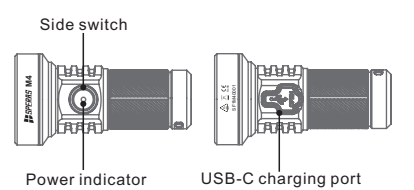
Specifications

Table with 8 columns: Output, Turbo, High, Medium, Low, ECO, Strobe, SOS. Rows include Runtime, Beam Intensity, Beam Distance, Impact Distance, Waterproof, LED, Battery Source, Lens, Charging Time, Material, Finish, Dimension, Net Weight.

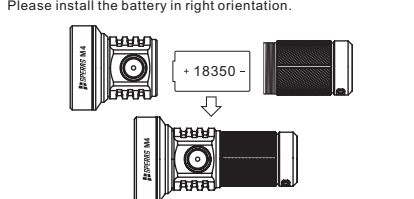
Note: The above data has been measured in accordance with international flashlight testing standards ANSI/NEMA FL1 using SPERAS 3.7V/1100mAh 18350 battery under laboratory conditions.

Product Overview

SPERAS M4 is a new release EDC flashlight, which utilizes advanced high-performance LED, emits bright light up to 1320 lumens, and reaches 652m (2130ft). It packs 7 different light modes, Turbo, High, Medium, Low, Strobe and SOS mode, with impressive runtimes (Up to 220 hrs. in Eco mode). With its user-friendly interface and memory function this is an ideal flashlight for daily use, camping etc.

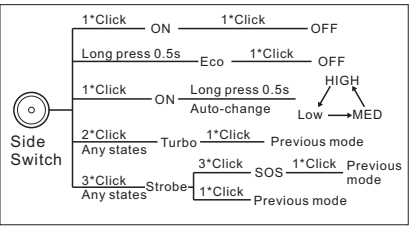


Battery Installation



Operation Instruction

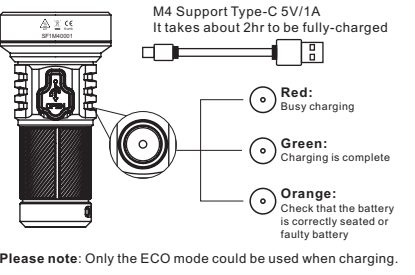
- 1.ON/OFF: Click the switch to turn on; click again to turn off.
2. ENTERING ECO: In the OFF state, long press the switch 0.5 seconds to enter ECO mode; click again to turn off.
3. CHANGE BRIGHTNESS: In the ON state, press and hold the switch to cycle through the brightness modes (Low-Medium-High).
4. ENTERING TURBO: In any state, double click the switch to enter Turbo mode.
5. ENTERING STROBE/SOS: In any state, triple-click the switch to enter the Strobe mode.



Lock & Unlock

- The lock function is designed to avoid unintended / accidental activation of the flashlight.
In OFF state, press the switch for more than 2 seconds to lock the flashlight.
The flashlight enters ECO mode and then flicker twice to indicate the LOCK state.
In LOCK state, the flashlight can not be operated.
In the LOCK state, triple-click the switch to unlock the flashlight.
At Lock state, if click the switch, the orange indicator will flash for 5s to remind to unlock the flashlight before usage.

Charging



Power Indicator

When turning the flashlight on the built-in indicator on the side switch will indicate the remaining power level for 5 seconds. Power indicator will display one of the following: Green: 100%-70%, Red: 30%-10%, Red Flash: 10%-1%, (Alert flash to indicate very low power level).

Usage and Maintenance

- Please fully charge the battery before initial use.
To maintain the waterproof rating, please lubricate the O-ring with silicone safe lubricant and replace broken O-rings as soon as possible.
Damages caused by rough operation or misuse.
Improper maintenance or repairs by anyone other than an authorized retailer or SPERAS itself.

Disposal

Batteries and flashlight CANNOT be discarded with normal household rubbish, but have to be disposed of according to local waste disposal regulations.

Warranty

- 30 days free replacement: We will repair or replace a light within 30 days of purchase if it is afflicted with a manufacturing defect.
5 years warranty: We offer free repair within 5 years of purchase if problems develop with normal use.

Limited lifetime warranty: If problems develop after 5 years of the purchase, we will charge for parts. The total repair fee is assessed according to the cost of the replaced materials.
Contact Your Dealer First: You may provide your SPERAS Warranty Card, purchase invoice, receipt or other evidence from the sellers when you purchasing our lights and contact your dealers directly for warranty service, and SPERAS will provide dealers with service support;

Beyond Warranty

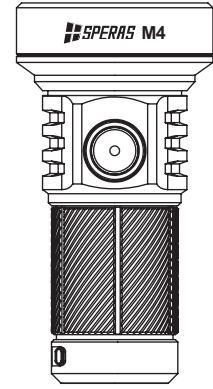
- Free warranty DOES NOT cover any damage or failure caused by:
Normal wear up
Damages caused by disassembling, modifying the flashlight
Damages caused by rough operation or misuse
Improper maintenance or repairs by anyone other than an authorized retailer or SPERAS itself

Shenzhen Speras Lighting Co., Ltd
Add: 4F, Building G, Gangshen Innovation Park, Huaniang Road, Dalang Street, Longhua District, Shenzhen, China, China. 518109
Tel.: +86-755-2107 2597
Email: info@speraslight.com
Website: www.speraslight.com



Product Model No.:
Series No.:
Date of Purchase:
Signature/Dealer Stamp:

Thank you for choosing SPERAS. The SPERAS flashlight is covered by a 5-year warranty from the date of purchase. Please ask the seller/dealer fulfill the date of purchase and sign/stamp the warranty card after purchase!
Notice: The warranty covers manufacturer defects solely and becomes invalid if the flashlight is subjected to work by an unauthorized party.



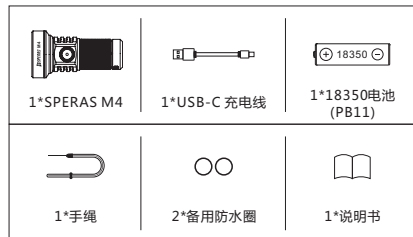
M4

使用说明书

危险和警告

- 首次使用, 请仔细阅读说明书。
请勿将光线直射眼睛。
请勿在手电筒开启时遮盖灯头, 或将灯头放在地上。
放在儿童接触不到的地方。
请勿持续开启高光模式, 以免手电筒体过热伤手。
请使用配套电池或者SPERAS推荐的电池。

套装标配



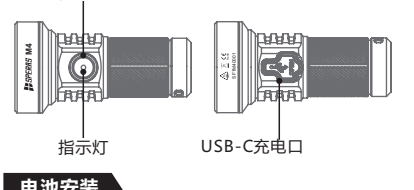
产品参数

ANSI标准参数 table with 8 columns: 输出流明, 续航, 光强, 射程, 防跌落, 防水等级, 灯珠, 电源, 充电时长, 材料, 表面处理, 尺寸, 净重.

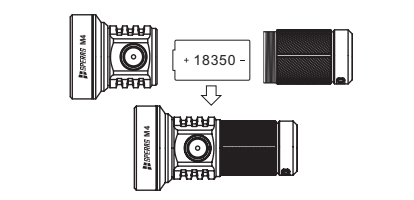
以上数据是按照国际手电筒测试标准ANSI/NEMA FL1, 使用 SPERAS 3.7V/1100mAh 18350锂电池, 在实验室条件下测试所得。

产品简介

SPERAS M4是一款搭配高性能圆形灯珠的新型EDC手电筒, 输出高达1320流明和652m射程。它有7个档位模式: 极高亮档, 高亮档, 中亮档, 低档, 极低亮档, 爆闪, SOS; 极低亮续航可达220个小时。M4拥有档位记忆功能, 操作模式人性化, 是一款极为理想的户外、露营等手电筒。

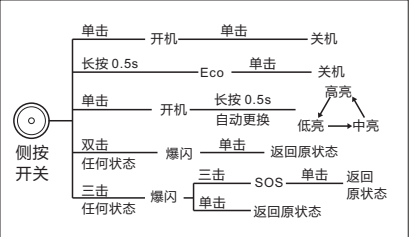


电池安装



操作说明

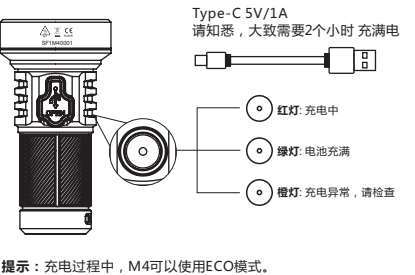
- 1. 开/关: 单击侧按键开, 再单击关闭。
2. 进入ECO模式: 在关闭状态下, 长按0.5秒进入ECO模式; 单击关闭。
3. 变换档位: 在打开状态下, 按住按键变换档位(低-中-高); 松开则选定档位。
4. 进入极高亮位: 在任何状态下, 双击可进入极高亮档; 再单击回到之前的状态。
5. 进入爆闪/SOS: 在任何状态下, 三击进入爆闪; 再三击进入SOS; 无论是爆闪/SOS状态下, 单击可回到之前的状态。



锁定与解锁

- 锁定功能是为了防止手电筒误触发。
在关闭状态下, 长按按键2秒锁定手电筒。
手电筒会先进入ECO模式, 再闪烁2次表示锁定。
在锁定状态下, 手电筒不能操作。
在锁定状态下, 三击按键可解锁; 手电筒闪烁两次表示解锁。
在锁定状态下, 单击按键, 橙色指示灯将会长亮5秒钟以提醒手电筒处于锁定状态, 需要解锁才能使用。

如何充电



电量提示

开机后侧边指示灯会自动指示电量5秒: 指示电量如下: 绿灯: 100%-70%, 橙灯: 70%-30%, 红灯: 30%-10%, 红闪: 10%-1%, (长闪提示)

使用及保养

- 首次使用前请将电池充满电。
为达到最佳防水性能, 请定期检查防水O圈的完整性, 并适量涂抹润滑油以延长防水O圈的使用寿命。
长时间不使用手电筒时, 请将电池取出, 并妥善存放于阴凉干燥处。

处置

手电筒和电池必须按照当地废物处理法规进行处理, 不可以丢置在普通家用垃圾桶。

保修服务

- 30天免费更换: 如果灯具存在制造缺陷, 我们将在购买后30天内维修或更换灯具。
5年保修: 购买后5年内正常使用出现问题, 我们提供免费维修。

- 终身保修: 如果购买5年后出现问题, 我们将收取零件费用。总维修费根据更换材料的成本进行评估。
首先联系经销商: 您可以在购买我们的灯时提供您的SPERAS保修卡、购买发票、收据或卖家的其他证明, 直接联系您的经销商进行保修服务, SPERAS将为经销商提供服务支持;

不予保修范围

- 免费保修不包括以下原因造成的任何损坏或故障:
正常磨损
拆卸、改装手电筒造成的损坏
粗暴操作或误操作造成的损坏
由授权零售商或SPERAS本身以外的任何人进行不当维护或维修

深圳市思贝照明有限公司

地址: 深圳市龙华新区大浪街道华宁路 港深创新园G栋420-424
电话: +86-755-2107-2597
网址: www.speraslight.com
邮箱: info@speraslight.com



产品型号:
产品序列号:
购买日期:
代理商签名/盖章:

感谢您选择 SPERAS. SPERAS 手电筒自购买之日起享有 5 年保修。购买后请要求卖家/经销商填写购买日期并在保修卡上签字/盖章! 如果需要帮助, 请先联系 SPERAS 手电筒的卖家/经销商!
注意: 保修条款仅涵盖制造商缺陷。