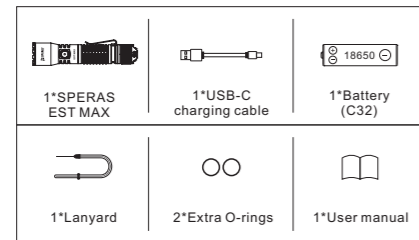


EST MAX  
User manual

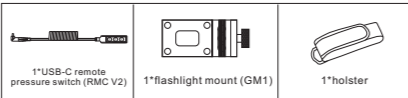
### Danger and Warning

- Please read the user manual before first use.
- DO NOT shine light directly into eyes. This may cause temporary blindness and/or cause permanent damage to the eyes.
- DO NOT cover the light head when the flashlight is on or place the light head on the ground. The heat dispersion of the light may cause damage to the flashlight itself or even result in burning other objects.
- Keep out of reach of children.
- DO NOT activate the highest mode constantly to prevent the flashlight body from overheating and hurting the user's hand.
- Please insert SPERAS batteries or SPERAS recommended batteries.

### Inside the box



### Optional Accessory



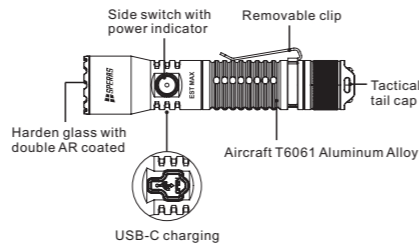
### Specification

FL 1 STANDARD	Turbo	High	Medium	Low	Strobe
Output	2500LM	400LM	100LM	10LM	2500LM
Runtime	3H30min	5H48min	24H	180H	✓
Beam Intensity	19,400cd	3,200cd	825cd	175cd	✓
Beam Distance	279m	113m	57m	26m	✓
LED	CREE XHP50.3 HD				
Reflector	Orange Reflector				
Battery Source	18650(3.7V, 3200mAh 10A HDC, included) or 2*CR123A				
Charging Time	About 4hrs(Type-C charging)				
Impact Distance	1.5m				
Waterproof	IP68(underwater 2m)				
Material	Aerospace 6061 Aluminum Alloy				
Finish	Premium Type III Hard-anodizing				
Dimension	140(Length)*30(Head)*25.4(Tube)mm				
Net Weight	96g/3.39oz(Battery excluded)				

The above data has been measured in accordance with international flashlight testing standard ANSI/NEMA FL1 using a SPERAS 3.7V/3200mAh 18650 10A HDC battery under laboratory conditions.

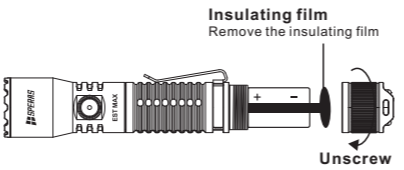
### Product Overview

The SPERAS EST Max is a powerful tactical flashlight with a CREE XHP50.3 HD LED. Despite its compact size, it produces a 2500-lumen output with an impressive 279-meter throw, powered by a 10A high-discharging 3200mAh lithium battery. The advanced driver design provides separate use of the tail button or side button to function. USB-C charging offers improved charging speed. This is an utility-type flashlight for police, security, camping, outdoor etc. use.



### Battery Installation

Please remove insulating film before the first use. If you need to change battery, please ensure that the side of the positive pole is inserted in the direction of the flashlight head.



### Operating Instructions

- Tail cap switch: ON/OFF, Turbo Mode, Strobe Mode**
- Slightly press for momentary turbo mode ON; release OFF.
  - Press down (click) for permanent turbo Mode ON; Press down (click) OFF.
  - When OFF, 2x slightly press for momentary Strobe Mode ON; release OFF.
  - When OFF, slightly press + press down (click) for permanent strobe Mode ON; Press down (click) OFF.
- Side switch: ON/OFF, Light modes, Strobe Mode**
- When OFF, hold for 0.5 seconds to switch ON. Press for OFF.
  - When ON, hold to cycle through the different light modes (Low, Medium, High, Turbo). Press for OFF.
  - When ON or OFF, press twice for permanent Strobe Mode ON. Press for back to previous state.

### Power Indicator

When turning the flashlight on the built-in indicator on the side switch will indicate the remaining power level for 5 seconds. Power indicator will display one of the following:  
Green: 100%-70%  
Orange: 70%-30%  
Red: 30%-10%  
Red Flash: 10%-1% (Alert flash to indicate very low power level).

### Usage and Maintenance

- Please fully charge the battery before initial use.
- To maintain the waterproof rating, please lubricate the O-ring with silicone safe lubricant and replace broken O-rings as soon as possible.
- If the light will not be used for a long period or when transported, please unscrew the tail cap and remove the battery to break the circuit.

### Disposal

Batteries and flashlight CANNOT be discarded with normal household rubbish, but have to be disposed of according to local waste disposal regulations.

### Warranty

- 30 days free replacement: We will repair or replace a light within 30 days of purchase if it is afflicted with a manufacturing defect. If the problem calls for a replacement, we will replace the light with the same model as the one sent in. If the model has been discontinued, customers will receive a product with similar or improved performance.
- 5 years warranty: We offer free repair within 5 years of purchase if problems develop with normal use.

- Limited lifetime warranty: If problems develop after 5 years of the purchase, we will charge for parts. The total repair fee is assessed according to the cost of the replaced materials.
- Contact Your Dealer First: You may provide your SPERAS Warranty Card, purchase invoice, receipt or other evidence from the sellers when you purchasing our lights and contact your dealers directly for warranty service, and SPERAS will provide dealers with service support:

### Beyond Warranty

- Free warranty DOES NOT cover any damage or failure caused by:
- Normal wear up
- Damages caused by disassembling, modifying the flashlight
- Damages caused by rough operation or misuse
- Improper maintenance or repairs by anyone other than an authorized retailer or SPERAS itself

**Shenzhen Speras Lighting Co., Ltd**  
Add: 4F, Building G, Gangshen Innovation Park, Huangning Road, Dalang Street, Longhua District, Shenzhen, China, China. 518109  
Tel.: +86-755-2107 2597  
Email: info@speraslight.com  
Website: www.speraslight.com

### Warranty Card

Product Model No.: \_\_\_\_\_

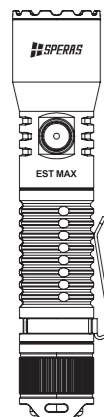
Series No.: \_\_\_\_\_

Date of Purchase: \_\_\_\_\_

Signature/Dealer Stamp: \_\_\_\_\_

**Thank you for choosing SPERAS.**  
The SPERAS flashlight is covered by a 5-year warranty from the date of purchase. Please ask the seller/dealer fulfill the date of purchase and sign/stamp the warranty card after purchase! Contact the seller/dealer of SPERAS flashlight first if help needed!

**Notice:** The warranty covers manufacturer defects solely and becomes invalid if the flashlight is subjected to work by an unauthorized party.

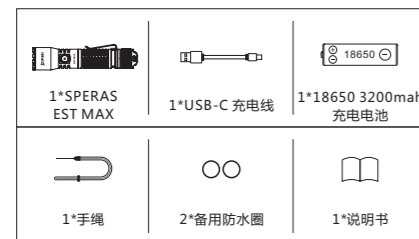


EST MAX  
使用说明书

### 危險和警告

- 首次使用，請詳細閱讀說明書。
- 請勿將光線直射眼睛。這可能會導致暫時失明或對眼睛造成永久性損傷。
- 請勿在手电筒開啟時遮蓋燈頭，或將燈頭放在地上。光熱擴散可能會導致手电筒本體的損壞，甚至導致其他物體燃燒。
- 放在兒童接觸不到的地方。
- 請勿持續開啟高光模式，以免手电筒體過熱傷手。
- 請使用配套電池或者SPERAS推薦的電池。

### 套裝標配



### 可选配件



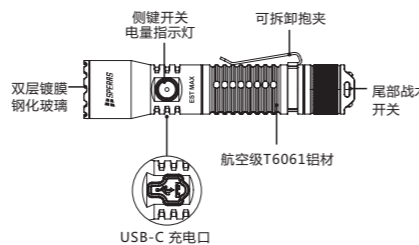
### 产品参数

ANSI标准参数	极亮档	高亮档	中亮档	低亮档	爆闪
输出流明	2500LM	400LM	100LM	10LM	2500LM
续航	3H30min	5H48min	24H	180H	✓
光强	19,400cd	3,200cd	825cd	175cd	✓
射程	279m	113m	57m	26m	✓
灯珠	CREE XHP50.3 HD				
光杯	橘面反光杯				
电源	18650(3.7V, 3200mAh 10A HDC, 标配) 或 2*CR123A				
充电时长	4Hrs(Type-C 充电)				
防跌落	1.5m				
防水等级	IP68(水 2m)				
材料	T6061 铝合金				
表面处理	军规三阳极氧化				
尺寸	140(长)*30(头直径)*25.4(筒身直径)mm				
净重	96g/3.39oz(不含电池)				

以上数据是按照国际手电筒测试标准ANSI/NEMA FL1，使用 SPERAS 3.7V/3200mAh 10A HDC 18650锂电池，在实验室条件下测试所得。

### 产品简介

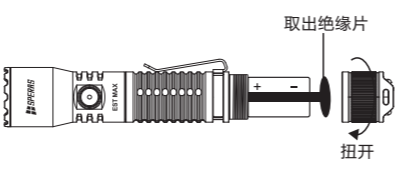
SPERAS EST MAX是一款体积纤细，功能强大的战术手电筒。搭配进口灯珠CREE XHP50.3HD LED，和10A放电3200mAh 18650锂电池，输出可达2500流明和279米射程，让你在黑暗中能轻松找到目标。它拥有先进的驱动设计，可让尾部开关和侧按键单独使用。USB-C充电，简单快捷。它是一款适用于警用、保安、野营、户外等用途的实用型手电筒。



### 电池安装

首次使用手电，需要您拧开电筒后盖，取出绝缘片，然后拧紧后盖，即可使用。

更换电池，请注意按照正确的电池方向装入。



### 使用说明

- 尾部开关：开/关，极高亮，爆闪**
  - 轻按尾部开关，进入极高亮；松手灭。
  - 按下尾部开关，进入极高亮；按下关闭。
  - 关闭状态下，2次轻按，进入爆闪，松手灭。
  - 关闭状态下，轻按+按下开关，进入爆闪，再按下，关闭。
- 侧边开关：开/关，调节档位，爆闪**
  - 关闭状态下，长按0.5秒打开；再单击，关闭。
  - 打开状态下，长按换档（档位从低，中，高，极高循环）；再单击，关闭。
  - 任意状态下，双击进入爆闪，再次单击，返回之前的状态。

### 电量提示

开机后侧边指示灯会自动指示电量5秒：  
指示电量如下  
绿灯: 100%-70%  
橙灯: 70%-30%  
红灯: 30%-10%  
红闪: 10%-1% (长闪提示)

### 使用及保养

- 首次使用前请将电池充满电。
- 为达到最佳防水性能，请定期检查防水O圈的完整性，并适量涂抹润滑油以延长防水O圈的使用寿命。如O圈损坏，请及时更换O圈以保证其防水性能。
- 长时间不使用手电筒时，请将电池取出，并妥善存放于阴凉干燥处。

### 处置

手电筒和电池必须按照当地废物处理法规进行处理，不可以丢置在普通家用垃圾桶。

### 保修服务

- 30天免费更换：如果灯具存在制造缺陷，我们将在购买后 30天内维修或更换灯具。如果问题需要更换，我们将更换与发送的相同型号的灯。如果该型号已停产，客户将收到性能相似或改进的产品。
- 5年保修：购买后 5年内正常使用出现问题，我们提供免费维修。

- 终身保修：如果购买 5年后出现问题，我们将收取零件费用。总维修费根据更换材料的成本进行评估。
- 首先联系经销商：您可以在购买我们的灯时提供您的SPERAS保修卡、购买发票、收据或卖家的其他证明，直接联系您的经销商进行保修服务，SPERAS将为经销商提供服务支持；

### 不予保修范围

- 免费保修不包括以下原因造成的任何损坏或故障：
- 正常磨损
- 拆卸、改装手电筒造成的损坏
- 粗暴操作或误操作造成的损坏
- 由授权零售商或SPERAS本身以外的任何人进行不当维护或维修

**深圳市思贝照明有限公司**  
地址：深圳市龙华新区大浪街道华宁路  
港深创新园G栋420-424  
电话：+86-755-2107-2597  
网址：www.speraslight.com  
邮箱：info@speraslight.com

双面印刷 折后尺寸60x90mm