

E3

User manual

SPERAS E3 is a high-end 1300lm output LED flashlight, equipped with Imported Osram LED and advanced circuit design. It has side button and tail tactical switch button which provides you nice user interface, which is a great flashlight for tactical, outdoor, hunting, every day carry, etc.

Features

- ✦ A high lumen 1300lm output with a compact and exquisite appearance.
- ✦ Great heat dissipation integrated design.
- ✦ Excellent user interface with tail tactical switch and side button with memory mode function for easy operate.
- ✦ Advanced temperature Regulation (ATR) technology, accurate power indication low battery voltage and reverse load protection.
- ✦ Support type C fast charging (charging time less than 3.7h).
- ✦ Support 1 pce 18650 battery or 2 pcs CR123A batteries.
- ✦ A high-strength aerospace aluminum body with premium Type III hardened anodized anti-abrasive finish for extreme durability.

Specifications

FL 1 STANDARD	High	Medium	Low	ECO	Strobe	SOS
Output	1300LM	400LM	100LM	10LM	1300LM	100LM
Runtime	120S+ 1.5H	4H	18H	200H	-	-
Beam Intensity	30,700cd	9,446cd	2,361cd	236cd	-	-
Beam Distance	350m	194m	97m	31m	-	-
LED	OSRAM LED					
Impact Distance	1.5m					
Waterproof	IPX-8 (2 meter submersible)					

- ✦ Operation Voltage: 2.5-8.4V
- ✦ Reflector: Smooth reflector
- ✦ Glass: Toughened glass with double AR coating
- ✦ Battery: 1*18650 battery or 2*CR123A
- ✦ Material: Aerospace aluminum alloy body in military-III hardened anodized finish
- ✦ Switch: Tail tactical switch + side button
- ✦ Size: 137mm(L), 40mm(Head), Compartment: \varnothing 25.4mm
- ✦ N.G: 122g (without battery)

Notice:
The above data has been measured in accordance with international flashlight testing standards ANSI/NEMA FL1 using one SPERAS 18650 3400mah under laboratory conditions. The data may vary slightly during actual use due to battery type, individual usage habits and environmental factors.

Accessories

- 1*E3 flashlight
- 1* Holster
- 1*TYPE-C USB cable
- 2* O-ring
- 1* lanyard
- 1*User manual

Operation

1. Correctly insert the battery.

(Please follow Figure 1)

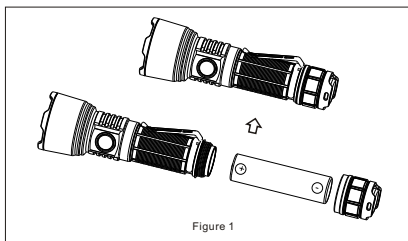


Figure 1

2. ON/OFF & Tail Strobe

- ✦ Can only be turned ON/ OFF by the tail button.
- ✦ Press the tail button, momentary on (memory mode); Release, turn OFF.
- ✦ Press down the tail button, turn on (memory mode); Press then release, turn off.
- ✦ On the OFF state, quickly light press twice, momentary strobe; Release, OFF.
- ✦ On the OFF state, quickly press and press down, strobe; Depress and release, OFF. (Follow Figure 2)

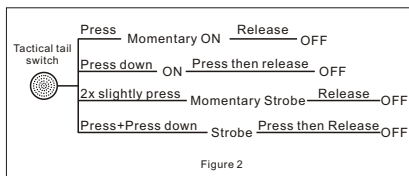


Figure 2

3. Adjust Mode & Strobe & SOS

- ✦ ON state, click the side button to adjust mode. The mode will circle from ECO, LOW, MED to HIGH;
- ✦ ON state, Double click, enter strobe; Double click again, enter SOS; click, back to the previous mode. (Follow the figure 3)

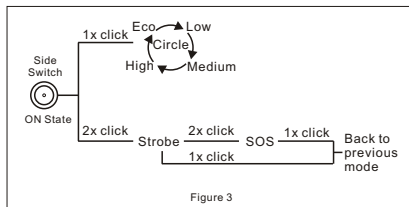


Figure 3

4. Recharging

- ✦ a. E3 support 5V/1A charging. Insert the cable to the type C port and connect adapter to charge.
 - ✦ b. When in charge, the indicator will show red; when full in charge, will show green; Problem state when in charge, the LED will show orange.
- Note:** can only use the 18650 Lithium battery to charge.

5. Battery Indication

- ✦ When the flashlight is turned ON, the LED indicator in the side button will automatically monitor the power for 5 seconds.
- ✦ 1) Battery capacity \geq 70%, Green LED
- ✦ 2) 30% \leq Battery capacity <70%, Orange LED
- ✦ 3) Battery Capacity <30%, Red LED
- ✦ 4) Battery capacity <10%, the red LED will keep flashing to remind you that the power is running out soon.

Usage and Maintenance

- ✦ The temperature on the surface of the torch may increase during use, especially during periods of continuous high lumen output. The maximum safe operating temperature on the surface is 55°C.
- ✦ Please fully charge battery before initial use. Included battery is charged to less than 50% for safer shipping.
- ✦ To maintain the waterproof rating, please lubricate the O-ring with silicone safe lubricant and replace broken O-rings as needed.
- ✦ Do not shine light directly into eyes.
- ✦ For long-term storage, please remove the battery and store in a cool and dry place.

Warranty

- ✦ The product is provided with a 5-year life warranty.
- ✦ The warranty does not cover normal wear and tear, modifications, misuse, disintegrations, negligence, accidents, improper maintenance, or repairs by anyone other than an authorized retailer or SPERAS itself.
- ✦ For more details on warranty please email us: info@speraslight.com.



Shenzhen Speras Lighting Co., Ltd
 Add.: 4F, Building G, Gangshen Innovation Park, Huanning Road, Dalang Street, Longhua District, Shenzhen, China.
 Tel.: 0086-0755-2107 2597
 Email: info@speraslight.com
 Web: www.speraslight.com



摊开180x110mm 折后60x110mm
 157g铜版纸单黑双面印刷