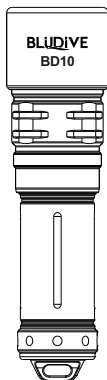


BLUDiVE



Dive Light BD10

User manual

Bludive BD10 is a palm-sized diving light with a mechanically rotary switch. The rotary switch offers high reliability underwater. Using the 1*OSRAM led, its max output can reach 1200 lumens, meanwhile the 6000K LED color temperature provides superb color rendition. Powered by 1*21700 Lithium battery, its max runtime can reach 2 H10mins. Plus robust water pressure resistant construction, high portability and easy operation, BD10 would be qualified for both recreational diving as a primary light and deep diving as a backup light.

Features

- ❏ Utilized 1*OSRAM led, Max 1200lm Output
- ❏ SMO reflector and AR coated 4mm tempered lens, offer a clear concentrated beam at 7 degrees
- ❏ Compatible with 1*21700 5000mAh Lithium battery, provide high mode with 2H10mins, Medium mode 4H10mins.
- ❏ Mechanically Rotary switch, which offers high reliability underwater.
- ❏ Two brightness settings, qualified as a primary light for recreational divers or as a backup light for technical divers
- ❏ Water pressure resistant construction, depth rated to 150meters
- ❏ Aircraft-grade high strength aluminum material
- ❏ Reverse polarity protection, to protect from improper battery installation

Specifications

FL 1 STANDARD		High	Medium
	Output	1200LM	400LM
	Runtime	2h10mins	4h10mins
	Beam Intensity	17,600cd	6,880cd
	Beam Distance	869ft 265m	545ft 166m
	LED	1*OSRAM LED	
	Lens	4mm AR coated tempered glass	
	Battery Source	1* 21700 Li-ion Lithium	
	Switch	Mechanically Rotary switch	
	Impact Distance	1.5m	
	Waterproof	IPX-8 (150 meters underwater)	
	Material	Aerospace 6061 Aluminum Alloy	
	Finish	Premium Type III Hard-anodizing	
	Dimension	5.43"(Length)*1.45"(Head)*1.06"(Tube) 138(Length)*37(Head)*27(Tube)mm	
	Net Weight	4.5oz/128g	

Note:
The above data has been measured in accordance with international flashlight testing standards ANSI/NEMA FL1 using BLUDiVE 3.7V/5000mAh battery under laboratory conditions.

Inside the box

- 1*BD10 dive flashlight
- 1*21700 5000mAh Lithium battery
- 1*Charger
- 1*Diving Lanyard
- 3*Extra O-rings
- 1*User manual



Shenzhen Speras Lighting Co., Ltd

Add: 4F, Building G, Gangshen Innovation Park, Huang Road, Dalang Street, Longhua District, Shenzhen, China

Tel:0086 755 21072597

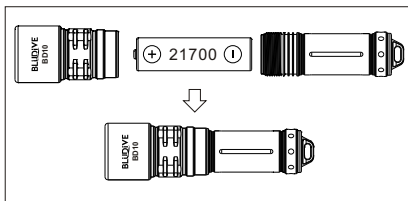
Website: www.bludivegear.com

Email: info@bludivegear.com



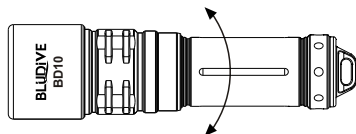
Battery Installation

Please install the batteries in the correct sequence



Note: DO NOT use battery with damaged surface or deformation to avoid short circuit, leakage, explosion.

Operation Instruction



ON/OFF/Change Mode

- ❏ After battery loaded, tighten the flashlight to switch the light on
- ❏ In the On state, loosen the tube and tighten back quickly to cycle through the brightness modes, High-Medium
- ❏ Loosen the tube to off the light

Danger and Warning

- ❏ DO NOT shine light directly into eyes. This may cause temporary blindness or permanent damage to the eyes.
- ❏ DO NOT cover the light head when the flashlight is on, or place the light head on the ground. The heat dispersion of the light may cause damage to the flashlight itself or even result in burning other objects.
- ❏ Keep out of reach of children.
- ❏ DO NOT activate the high mode constantly to prevent the flashlight body from overheating and hurting the user's hand.

Usage and Maintenance

- ❏ Please fully charge battery before initial use.
- ❏ Please clean the surface of the flashlight and keep it dry after use
- ❏ Please inspect the O-rings before going underwater and replace the O-rings if they are damaged. Please kindly regularly lubricate the O-rings with silicon grease so as to not erode the rubber.
- ❏ Do tighten all the connections of the flashlight before going underwater
- ❏ DO NOT drops or place the dive light on sand in case iron sand stick or go into the switch section or screw thread
- ❏ Please take out the batteries after each diving
- ❏ Please clean the contacts of your flashlight from time to time.
- ❏ Please don't disassemble the sealed head, doing so cause damage to the flashlight and affect its waterproof performance.
- ❏ If the light will not be used for a long period or when transported, please unscrew the tailcap and remove the battery to cut off the circuit.

Warranty

- ❏ The product is provided a 2-year warranty. Any non-artificial damage, please contact BLUDiVE after-sales department.
- ❏ The warranty does not cover normal wear and tear, modifications, misuse, disintegrations, negligence, accidents, improper maintenance, or repairs by anyone other than an authorized retailer or BLUDiVE Itself.

BLUDiVE Warranty Card

Product Model No.: _____

Series No.: _____

Date of Purchase: _____

Signature/Dealer Stamp: _____

Warranty:
This flashlight is covered by a 2-years warranty from the date of purchase.
The warranty covers manufacturer defect solely and becomes invalid if the flashlight is subjected to work by an unauthorized party.



摊开240x90mm 折后60x90mm
157g铜版纸单黑双面印刷