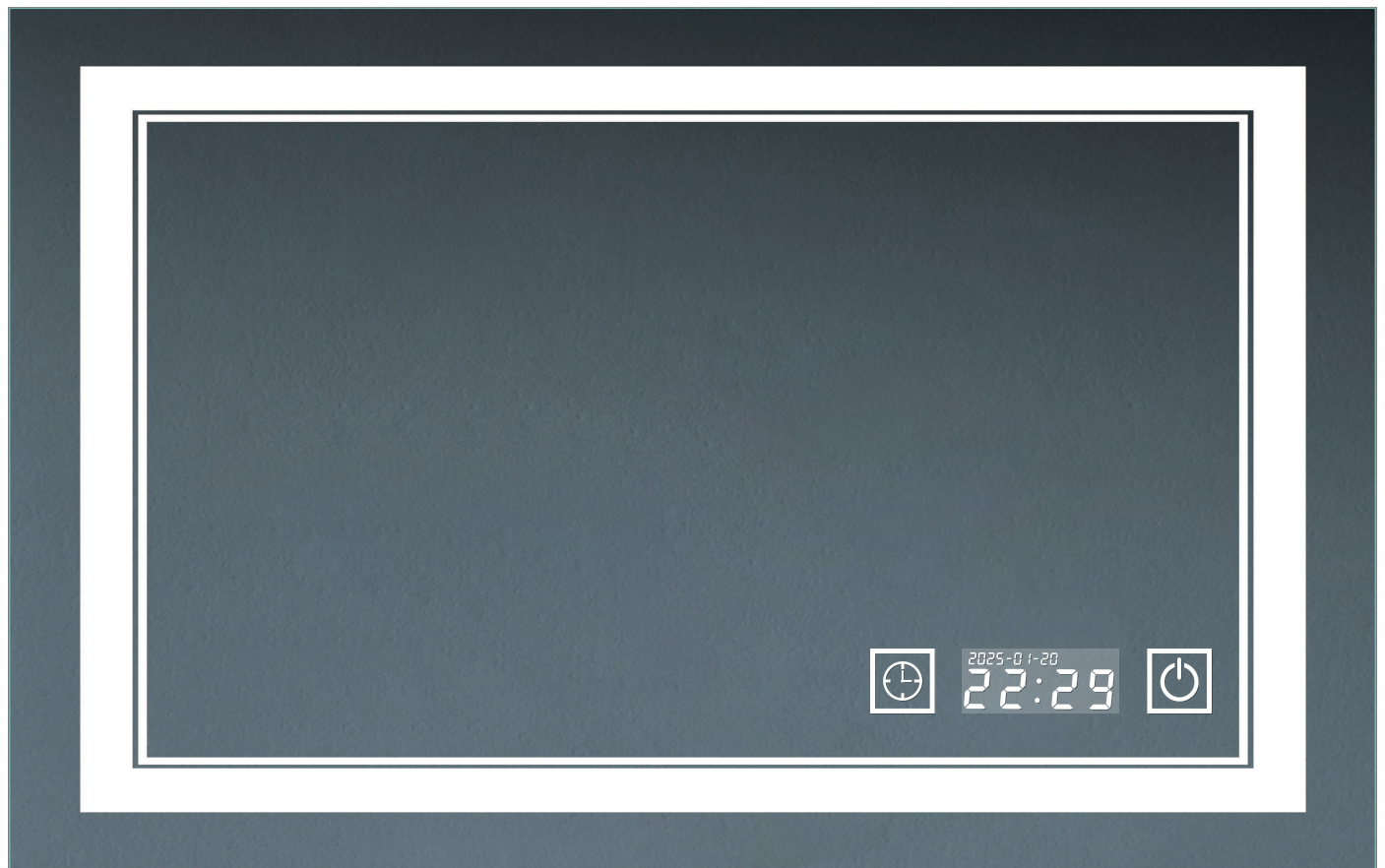


IN YOUTHS

Clock



■ User Manual

The LED display clock allows you to check the time at any time.

Specification

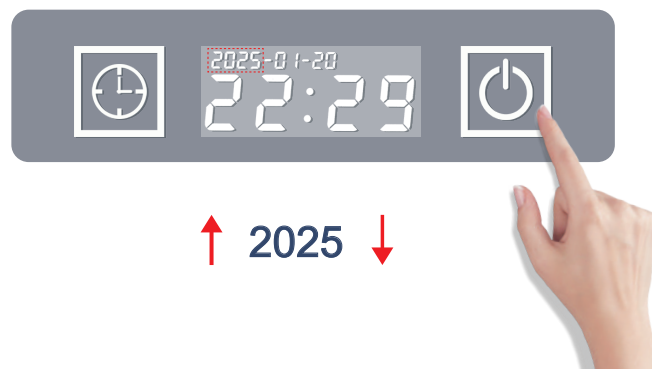
Voltage	DC 12V-24V
Ampacity	10A
Display size	2.3x0.9 Inches
Certificate	ROHS, CE

How to set the clock

1. Long press the "Clock Button", and the "Year" area of the clock screen will start to flash.



2. Short press the "Light Adjustment Touch Button" to set the value.



How to set the clock


3. After completing the setting, press the "Clock Button" to lock the value.



4. After locking the "Year" value, repeat the above steps to adjust in turn: month, day, hour, minute.





 : www.inyouths.com

 : support@inyouths.com