


Taste It! Go With It!

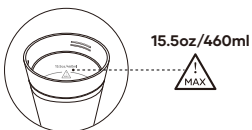
We are Cocinaré®, we make the next-generation smart appliances that are more powerful and portable. We are exploring tomorrow's kitchen and we seek to empower your healthy-tasty lifestyle with innovation and community support.

After 2 years of research and development, we are proud to launch the GoPower eLite, the world's most powerful personal blender that works just like a countertop blender! The Blend-To-Go feature allows you to enjoy the juicy product right after blending and go anywhere with it.



SAFETY INSTRUCTIONS! Please read carefully before use.

1. Please do not exceed the MAX scale line within the bottle when filling liquid and ingredients so to avoid leakage and device shutdown due to motor protection.



4. If the device stops working due to motor overheating protection, let it cool down for 20-30 minutes before using it again.



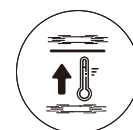
2. After adding the ingredients and placing the blender correctly onto the motor base, simply press the bottle to blend.



5. Please unplug the device before installing, disassembling or cleaning. Be careful with scratches when cleaning the blades.



3. Regular working method: blend for ≤ 1 minute, let the device cool down for 1 minute before using it again. Long continuous operation may cause shut down due to thermostat protection.



Scan For User Manual
For more tips and delicious recipes
Please GO TO www.cocinare.com

SMOOTHIE TIPS



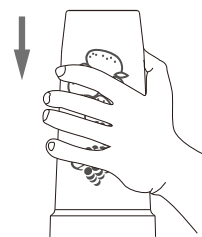
FOR BEST RESULT:
LIQUID TO THE MAX LINE 15.5oz/460ml

ADD ICE*
(Optional — only up to 25% of your total smoothie ingredients)
*For the most nutritious, frosty smoothies we recommend using frozen fruit and/or veggies.

BOOSTS
HEALTHY FAT
FRUIT
LEAFY GREENS

TAP TECHNIQUE

For really stubborn ingredients that are clinging to the side of the Bottle, simply use the Tap Technique.



- 1 Remove the Cup and Blade assembly from the Power Base.
- 2 Tap the Blade side of the Bottle/Blade assembly on the counter with just enough force to dislodge ingredients from the sides of the Bottle. Be careful not to tap too hard to avoid damaging the Bottle.
- 3 Return the Bottle and Blade assembly to the Power Base and resume blending. Repeat if necessary.

*Don't overfill your cup! DO not blend with hot liquids.
Do not blend hard items without liquid,