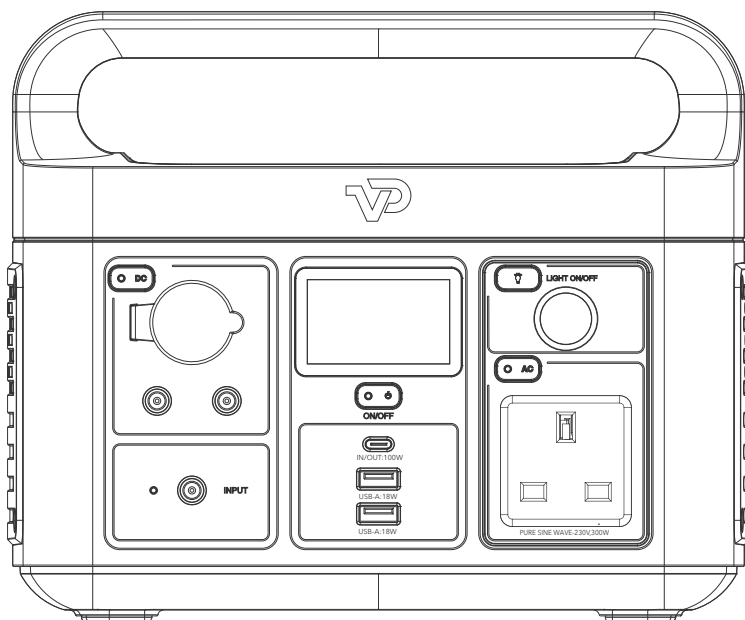


LAKE 300



USER MANUAL

DISCLAIMER

CONGRATULATIONS!

Thank you for purchasing your new VIGORPOOL product. VIGORPOOL strives to create innovative clean energy products with unique designs and excellent performance. VIGORPOOL always try best to make products simple and easy to use.

WARNING

This user manual contains instructions for safety, operation and maintenance. It's essential to read the entire user manual carefully before setup and use. Failure to read and follow instructions and warnings in this document may damage the product and personal property and cause serious injury.

This document and all other collateral documents are subject to change at the sole discretion of VIGORPOOL INC. For any updates, please visit VIGORPOOL.com.

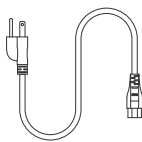
CONTENT

1. What's in the Box	2
2. Product Specifications	2
3. Start Guides for Users	3
3.1 Using Lake 300.....	3
3.2 Details of Lake 300.....	3
3.3 LCD Screen.....	3
3.4 Multiple Recharging Methods.....	4
3.5 Safety Guidelines.....	6
3.6 How to Store or Use.....	6
4. Troubleshooting	6
5. Frequently Asked Questions	7

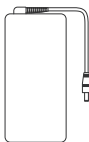
1. What's in the Box



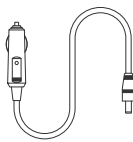
VIGORPOOL LAKE 300



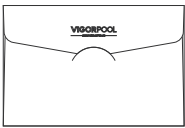
AC Cable



AC Adapter



Car Charger to DC Cable



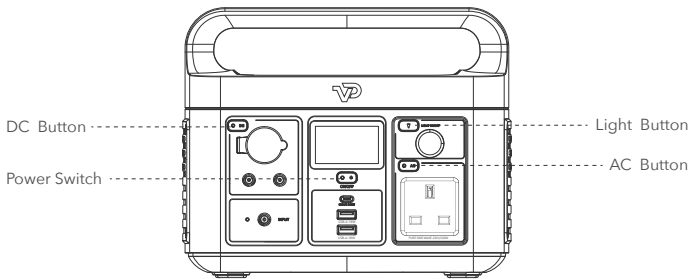
User Manual

2. Product Specifications

BATTERY INFO	
Model :	VP11
Capacity:	320Wh (12.8V, 25Ah)
Cell Chemistry:	LiFePO ₄
Lifecycle:	2000 cycles to 80%+ capacity
Management System:	Overcharge Protection, Over-Discharge Protection, Overload Protection, Short Circuit Protection, Overcurrent Protection, High-Temperature Protection, Low-TemperatureProtection
OUTPUT	
AC Output:	230V~, 50Hz Total 300W
USB-A Output (×2):	5V~3A, 9V~2A, 12V~1.5A, Total 36W
USB-C Output:	5V~3A, 9V~3A, 12V~3A, 15V~3A, 20V~5A, 100W Max
Car Output:	12V~10A
DC5521 (×2):	12V~3A Total 72W
Wireless Output:	5V~1A, 9V~1A
INPUT	
DC Input:	20V~4.5A
USB-C Input:	5V~3A, 9V~3A, 12V~3A, 15V~3A, 20V~5A, 100W Max
GENERAL	
Weight:	About 9.67 lbs (4.3 kg)
Dimensions (LxWxD):	10.03 x 7.1 x 8.26 in (25.5 x 18.2 x 21.0 cm)
Operating Usage Temperature:	14-104°F (-10-40°C)
Certification:	FCC, UL, CE, UKCA, PSE, RoHS
Warranty:	24 Months
Optional Accessory:	100W Solar Panel

3. Start Guides for Users

3.1 Using Lake 300

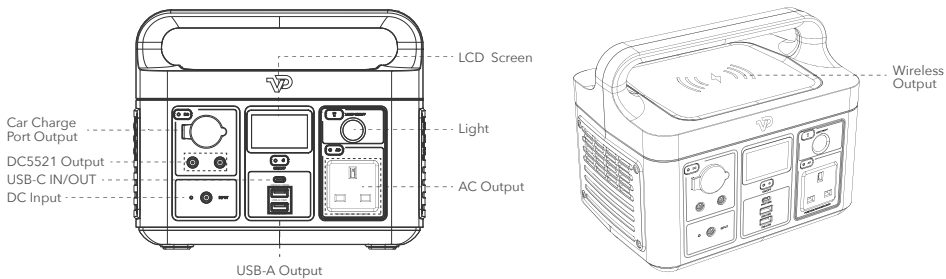


1. Press the power switch button to start or shut down the machine.
2. Turn on / off each output by short pressing the DC button / AC button / Light Button.

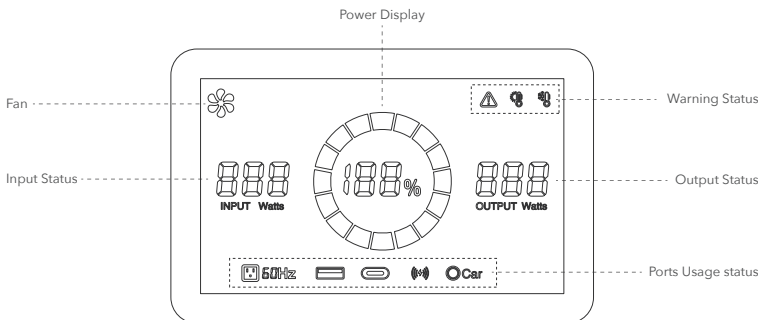
Please note:

- For power saving, the VIGORPOOL Lake 300 will shut off automatically after 12 hours when no load or a light load is drawn. (Load Thresholds: AC Port: 10W, Car Charge Port: 3W, USB Port: 100mA)
- Low battery alert: when the battery's charge state changes from 21% to 20% and 11% to 10%, the screen flashes 10 times.

3.2 Details of Lake 300



3.3 LCD Screen



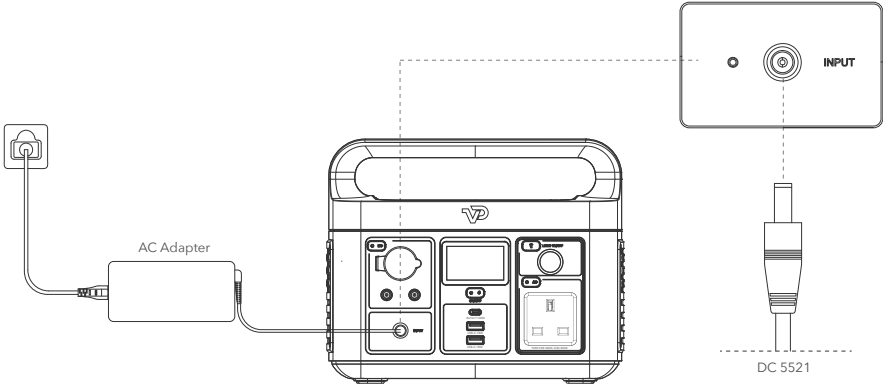
ICON CONTENTS	ICON TYPE
Input Status	Indicates that the Lake 300 is charging. There is a display of the current power input in watts.
Output Status	Indicates that the Lake 300 is charging powering a device. The display shows power output in watts.
Power Display	Shows the current battery capacity.
Fan Run	Indicates that the Lake 300 fan is cooling. At this time, there will be some fan rotation sound.
Ports Usage status	Indicates the usage status of each port.
Warning Status	It appears when the product is over-voltage or over-heat.

3.4 Multiple Recharging Methods

Wall Charging	Solar Panel	Car Charging	DC+USB-C
Around 4 Hours	Around 5 Hours	Around 5 Hours	Around 2.5 Hours

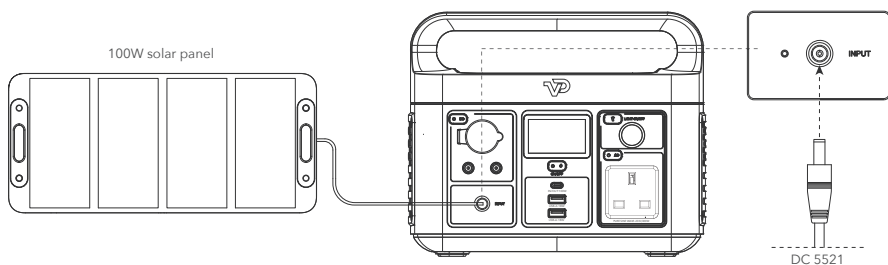
WALL CHARGING:

Can be charged up to 80% in 3 hours and fully charged in 4 hours.



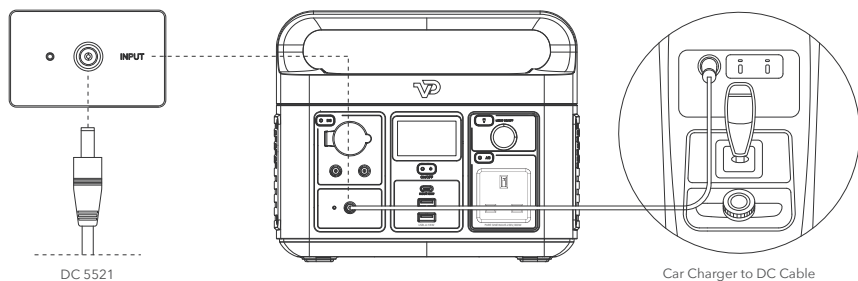
SOLAR PANEL CHARGING:

Users can choose a VIGORPOOL 100W solar panel to charge the Lake 300. The DC input voltage range is 20V, the maximum current is 4.5A, and the maximum charging power is 90W. You can fully charge the Lake 300 with a 100W solar panel in about 5 hours in full sunlight.



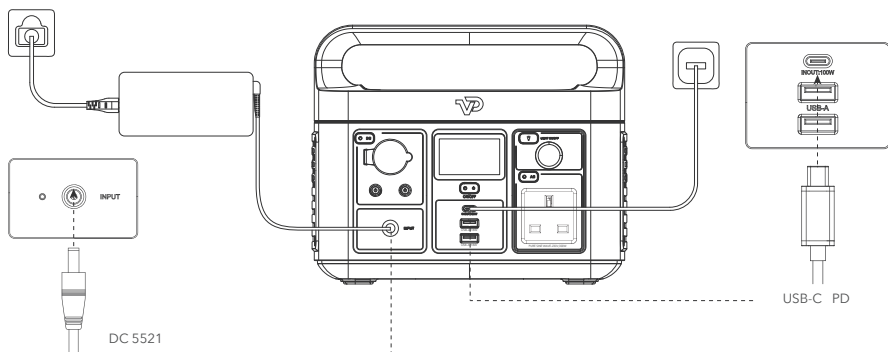
CAR CHARGING:

The Lake 300 supports 12V car charging and takes about 5 hours to fully charge. Please charge using the car charger after you've started the car to avoid failure to start due to insufficient car battery. In addition, please make sure that the Car Charging Input Port and the Car Charging Cable are in good condition. VIGORPOOL takes no responsibility for any losses or damages caused by failures to follow instructions.



DUAL CHARGING:

No one likes waiting for their portable power station to charge up before going on an adventure. The Lake 300 can be fully charged to 80% in about 2 hours using dual charging (a 90W wall charger and 100W USB-C charger simultaneously).











3.5 Safety Guidelines

1. DO NOT immerse the product in water or get it wet.
2. DO NOT put the product near sources of heat while in use or storing, such as a fire or heater.
3. DO NOT pierce the product casing with a nail or other sharp object, use a hammer to break it open, or step on it.
4. DO NOT let the product contact strong corrosive objects.
5. DO NOT attempt to disassemble this product in any way.
6. DO NOT forcibly lock the fan during use or place the product in an unventilated or dusty area.
7. DO NOT clean the product with water directly. Gently clean it with a dry cloth.
8. DO NOT replace any components of the product without any official VIGORPOOL permissions.
9. Please contact the official VIGORPOOL channels to get more information if you want to replace any components.
10. DO NOT dispose of the battery directly in a battery recycle box. You should contact a professional recycling company for further processing.
11. DO NOT put the product in the area that children or pets can reach.
12. If a device is not being used for a long period, please place it in a dry and cool place.

3.6 HOW TO STORE OR USE

1. To store the battery for over three months, it is necessary to maintain the battery at 50% of the rated capacity. Charge at least every three months, and place it in a dry and cool place, with a temperature range of 0°C~40°C (32°F~104°F), free from contact with corrosive matter, and away from fire and heating sources.
2. In order to extend the lifespan of the product, it's better to recharge the product before the power drops below 15%.
3. Optimal usage temperature range is -10°C-40°C (14°F-104°F), and the store temperature is 0°C~40 °C (32°F~104°F).

4. Troubleshooting

Icon Indicator	Problem	Solution	Error code
  Icons Flash together	DC Output Overload Protection	Turn off the DC output and remove the abnormal load. After 10 seconds, the power station should function as usual.	E01
  Icons Flash together	DC Output Short Circuit	Turn off the DC output and remove the abnormal load. After 10 seconds, the power station should function as usual.	E02
  50Hz Icons Flash together	AC Output Overload Protection or Short Circuit	Turn off the AC output and remove the abnormal load. After 10 seconds, the power station should function as usual.	E03
  Icons Flash together	USB-C Output Overload Protection or Short Circuit	Remove the abnormal load. After 10 seconds, the power station should function as usual.	E04

 Icon Light Up	High-Temperature Protection	The power supply will resume normal function automatically after the battery cools down.	E05
 Icon Light Up	Low-Temperature Protection	The power supply will restore normal function after the battery temperature returns to normal.	E06
 Icons Flash together	USB-A Output Overload Protection or Short Circuit	Remove the abnormal load. After 10 seconds, the power station should function as usual.	E07
 Icon Flash	Charger Overload Protection	Remove the abnormal load. After 10 seconds, the power station should function as usual.	E08
 Icon Flash	Wireless Exception	Remove the abnormal load. After 10 seconds, the power station should function as usual.	E14

If you are still having problems, please feel free to contact us at support@vigorpool.com.

For additional information, check our official website: VIGORPOOL.COM.

5. Frequently Asked Questions

1. What devices can VIGORPOOL Lake 300 power?

A: VIGORPOOL Lake 300 can power essential devices that require less than 300-Watts or multiple devices with a combined output under 300 watts. Please refer to the specification of appliances you wish to run before purchase.

2. What is the VIGORPOOL Lake 300 power station lifespan?

A: The VIGORPOOL Lake 300 uses Lithium iron phosphate battery technology. After 2000 charge cycles, the VIGORPOOL Lake 300 power station should retain around 80% of its initial capacity. Lifespan also depends on use, maintenance, etc.

3. Is the VIGORPOOL Lake 300 waterproof?

A: The VIGORPOOL Lake 300 is not waterproof, please stay away from water sources.

4. Can I use and charge my VIGORPOOL Lake 300 at the same time?

A: Yes, all of our products support pass-through charging. But we don't suggest using it this way very frequently as it will reduce the battery life.

5. Can I take my VIGORPOOL Lake 300 on a plane?

A: Unfortunately, you cannot. According to FAA regulations, any battery that you take on board should not exceed 100Wh. External chargers or power banks are also considered to be a battery, and should not surpass a capacity of 27000mAh, or in other words, 100Wh.

6. Is the VIGORPOOL equipped with a MPPT controller?

A: All VIGORPOOL models have a MPPT controller.

7. Can I use third-party solar panels to recharge my VIGORPOOL Lake 300?

A: We don't suggest using third-party solar panels because VIGORPOOL's warranty does not cover any damage caused by third-party solar panels.

8. Can I jump start a car using my VIGORPOOL Lake 300?

A: Our lake 300 can't jump start a car.

9. How to determine that the VIGORPOOL Lake 300 is charging?

A: The LCD display will show the remaining charging time when charging, and the battery percentage power indicator will start to rotate.

10. How to switch the AC voltage frequency?

A: With the AC button off, press and hold the POWER and AC button to switch the frequency.



Batteries or battery packs must be recycled or disposed of properly. When this product has reached the end of its useful life, it should not be disposed of with other household waste. The Waste Electrical and Electronic Equipment Regulations require it to be separately collected so that it can be treated using the best available recovery and recycling techniques. This will minimize the impact on the environment and human health from soil and water contamination by any hazardous substances, decrease the resources required to make new products and avoid using up landfill space. Please do your part by keeping this product out of the municipal waste stream! The "wheelie bin" symbol means that it should be collected as "waste electrical and electronic equipment". You can return an old product to your retailer when you buy a similar new one. For other options, please contact your local council.

UKCA Declaration of Conformity

We: **Klimtek (Shen Zhen) Tech. Ltd**

Hereby declare that this product complies with the following EU directives:

Directive 2014/35/EU, Directive 2014/30/EU.

Product Name: Portable Power Station

Model/Name: VP11, Lake 300

The following standards apply to compliance investigations:

BS EN 55032: 2015+A1: 2020

BS EN 55035: 2017+A11: 2020

BS EN IEC 61000-3-2: 2019+A1: 2021

BS EN 61000-3-3: 2013/A2:2021

BS EN 62368-1:2014+A11:2017

UK Representative	Manufacturer
Company: WSJ Product LTD	Company: Klimtek (Shen Zhen) Tech.Ltd
Address: Unit 1 Alsop Arcade, brownlow hill, Liverpool, L3 5TX, GB	Address: 5A, Building 1, Tingwei Industrial Park, Xin 'an Street, Bao'an District, Shenzhen
Email: info02@wsj-product.com	Email: info@klimtek.com
	Sign:  Date : Oct. 19 2022

VIGORPOOL

TM and © 2022 VIGORPOOL Inc. All rights reserved.

VIGORPOOL.COM