

**Petnanny**


E-mail: [Support@petnannystore.com](mailto:Support@petnannystore.com)

Website: [www.petnannystore.com](http://www.petnannystore.com)



# HG-992 USER MANUAL

## Hygger Aquarium Thermometer



This compact digital thermometer uses a high-performance 28-pin chip and high-precision sensor, which can accurately measure fish tank temperature and other environmental temperature. The thermometer looks chic. It can switch from Fahrenheit and Celsius. It comes with high and low temperature alarm function, very suitable for monitoring fish tank's temperature.

**Please read this user manual carefully before using and follow strictly in accordance with the manual.**

## **1.PRODUCT FEATURES**

**Cordless & Touch Screen Design** : No probes or messy wires in water and backside temperature sensor stick on the outside glass of the fish tank to prevent water infiltration and electronic oxidation.

**Accurate Display** : This compact digital thermometer uses a high-performance 28-pin chip and high-precision sensor, which can accurately measure fish tank temperature and other environmental temperature.

**Easy to Operate** : Pull down the black battery cover below the screen, insert the battery, close it, stick and read the tank temperature.

**Widely used** : Suitable for different water types such as fresh water and salt water.

## 2. TECHNICAL PARAMETERS AND SPECIFICATIONS:

Temperature measurement range: 5°C-37°C/41°F-99°F

Temperature measurement accuracy:  $\pm 1^{\circ}\text{C}/\pm 2^{\circ}\text{F}$

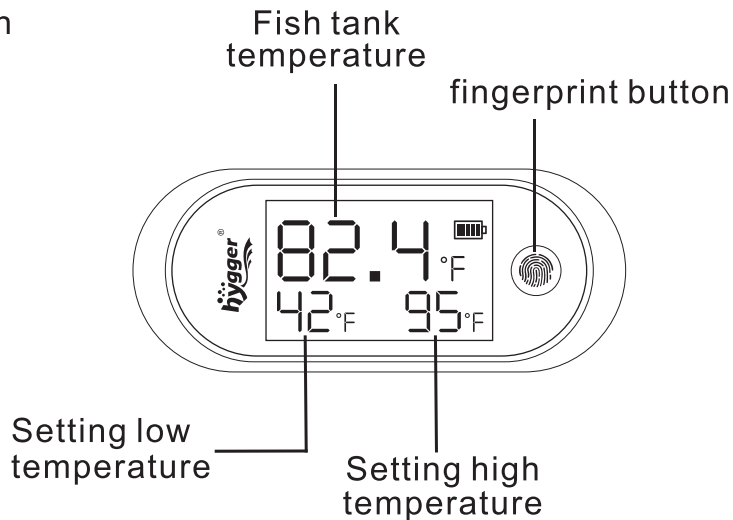
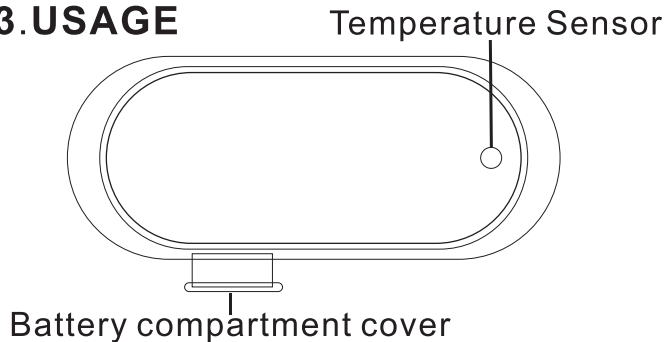
Display resolution: 0.1°C/0.1°F

Product size: 3.54inch x 1.38inch x 0.51inch

Applicable environment: 32°F-140°F

Power supply: CR2032 3V button battery

## 3. USAGE



- Tap the fingerprint button to switch between fahrenheit and celsius.
- Press the fingerprint button for 3 seconds, the number at the bottom left of the screen flashes and a beep sound is heard at the same time, and you can start to set the low temperature alarm. Tap the fingerprint button to select the desired low temperature from 5°C-36°C/41°F-98°F. Then wait for 3 seconds, the number at the bottom right of the screen flashes, you can start to set the high temperature alarm, gently press the fingerprint button to select the required high temperature (the high temperature setting is at least 1°C/1°F higher than the low temperature)

**Note:** When the actual water temperature is lower than the set minimum water temperature, or the actual water temperature is higher than the set maximum water temperature, the thermometer will emit a "beep" sound to remind you that the fish tank water temperature is abnormal.

- Tear off the adhesive tape on the back of the thermometer and stick the thermometer on the outside of the fish tank where it can detect the water temperature. The product comes with a spare battery. When the thermometer is out of power, open the crescent-shaped battery compartment cover at the bottom of the screen to remove the battery compartment and replace the battery.

**4.TROUBLESHOOTING:** When the screen is blank, press the fingerprint button for 2 seconds and then touch the fingerprint button, you can hear a beep sound, open the battery compartment, and re-insert it.

## **5.PACKAGE INCLUDED:**

1x thermometer

1x battery

1x user manual

## **6.WARRANTY:**

1. 1-year free warranty.
2. 1-month free return.
3. Free replacement for 3 months.
4. Contact information:

E-mail: [Support@petnannystore.com](mailto:Support@petnannystore.com)

Website: [www.petnannystore.com](http://www.petnannystore.com)

**Thank you for choosing Hygger, making aquarium keeping easier one product at a time.If you have any problems or suggestions for aquarium thermometer, please contact us by email before leaving feedback or opening a case, it will be the fastest way to solve your problem.**

**If you are satisfied with the aquarium thermometer, please leave positive feedback for our product, in order to let more customers enjoy it. Thanks again!**