

# Petnanny

E-mail: [Support@petnannystore.com](mailto:Support@petnannystore.com)

Website: [www.petnannystore.com](http://www.petnannystore.com)

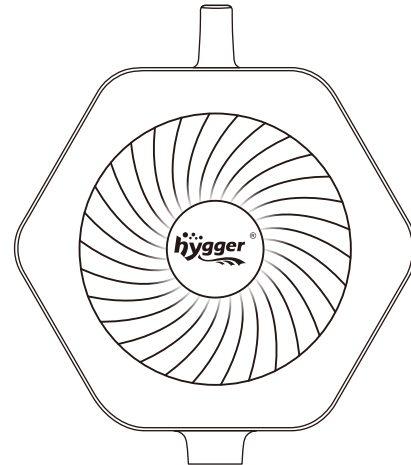


## **HG-811/971 USER MANUAL**

### **Ultra-Silent Piezoelectric Ceramic Mini air Pump**



**HG-811**



**HG-971**

The Hygger HG-811/971 aquarium mini air pump is driven by a thin piezoelectric ceramic plate. It's ultra-silent, compact, light weight, has low power consumption, and a long service life. It's perfect the perfect way to add oxygen to your small fish tank or hydroponic garden.

## 1.PRODUCT PARAMETER

Model NO#	Air Flow	Pressure	Noise Level
HG-811/971	420ml/Min	12Kpa	≤33 dB(A)

Voltage/Frequency(American)	AC 110V/60HZ
Voltage/Frequency(England)	AC220V/50HZ
Power	1.5 watt
Power cable	3.6 ft Long
Air tube	3/16 Inch Diameter, 3.6 ft Long
Maximum depth of the air stone water	Not to exceed 18 Inch

## 2. PACKAGE INCLUDED:

1×HG-811/971 air pump with power adapter

1×Double-sided suction cup

1×0.9 Inch diameter ball air stone

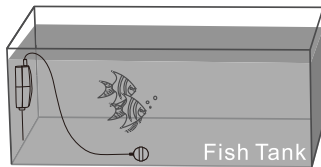
1×3.6ft long air tube

1×User manual

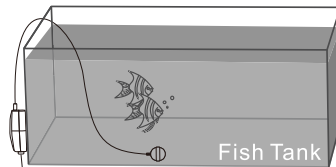
### 3.HOW TO USE:

Before plugging into power, please install the pump correctly as shown in the following diagram.

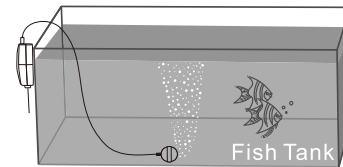
(Please note: The pump is not waterproof; keep it away from water and moist environments)



✗ Wrong  
In water



✗ Wrong  
Position too low



✓ Correct  
Bingo

**Step 1:**Please soak the air stone completely in water about 1-2 hours before first use.

**Step 2:**Connect air stone to air tube

**Step 3:**Connect air tube to the outlet of the air pump

**Step 4:** Attach the pump onto outside wall of the tank, as shown in the above diagram to avoid any possible backflow of water.

**Step 5:** Immerse air stone into water, then connect power adapter to outlet.

Reminder: the stone should be soaked 1-2 hours before using.

### 4.PRODUCT FEATURES

- Ultra-silent, super-compact and lightweight.
- Low power consumption; only 1.5 watts per month.
- Long service life, one-year free warranty.

- Driven by piezoelectric ceramic plate.
- No EMI, no motor, no shaft, no friction.

## **5. WARRANTY:**

1. 1-year free warranty.
2. 1-month free return.
3. Free replacement for 3 months.

## **6. TROUBLE SHOOTING:**

1. Air flow attenuation (decrease).
  - A. Ensure the air tube is not bent, clogged or damaged.
  - B. Ensure the power supply voltage is appropriate.
  - C. Clean the air intake.
  - D. Clean the surface of the stone.
  - E. Should attenuation be the fault of the air pump itself, please contact seller for warranty. Only do so after you have tried the above solutions.
2. The suction cup does not stick to the tank wall.
  - A. Clean the surface of the tank wall and the suction cup.
3. Pump stops working or with loud noises or cracking sounds.
  - A. Check if water has back flowed into the pump; this will damage the pump.
  - B. Please stop using immediately, check the pump for damage and contact the seller for service.

## **7.SAFETY**

- 1.Keep the pump away from water anytime; pump is not waterproof.
- 2.Keep hands dry and cut off the power when cleaning or handling.
- 3.Read the instructions carefully before using.
- 4.Designed only for indoor use.

Thanks for choosing Hygger, making hygge life for you is our target!

If you get any problem or any suggestion for the pump, please contact us by email before leaving feedback or opening case, it will be fastest way to solve your problem.

If you are satisfied with the pump, please leave positive feedback on our product to let more customers enjoy it. Thanks again!

**Website:** [www.petnannystore.com](http://www.petnannystore.com)

**E-mail:** [Support@petnannystore.com](mailto:Support@petnannystore.com)